美国肉类出口协会发行

2025

美国红肉新闻纵览

www.usmef.org.cn

更新日期 2025. 9. 19

美国牛肉市场趋势

美国牛肉市场动向

精选级牛胴体综合价上周触及4.14美元/磅的历史高位。本周适逢劳动节假期后价格季节性回调，精选级牛胴体综合价较上周历史高位下跌0.09美元至4.05美元/磅，较去年同期及2023年同期均上涨32%。

精选级与可选级胴体综合价差从上周的26.88美元/百磅（1月以来最高点）收窄至21.90美元/百磅。该价差较去年同期的11.30美元/百磅有所扩大，但低于2023年同期的22.27美元/百磅。

本周所有精选级牛肉初级分割部位价格均环比下跌：肋排（rib）和腹胁（flank）下跌1%、胸腹（short plate）下跌1%、腰脊（loin）和后腿（round）下跌2%、肩胛（chuck）下跌3%、前胸（brisket）下跌4%。

精选级重磅去骨肋眼价格自7月中旬至9月初持续走高，上周均价达14.72美元/磅，创下去年12月以来的最高纪录。本周价格微跌0.4%至14.66美元/磅，较去年同期上涨42%，较2023年同期上涨28%。

精选级修清里脊价格过去八周持续上涨，本周环比上涨2%至19.70美元/磅，再创历史新高，较去年同期上涨57%，较2023年同期上涨40%。精选菲力与肋眼价格通常在劳动节假期后季节性回落，待四季度年末假日季来临再次上涨，但本周里脊价格继续攀升，肋眼价格则保持稳定。

50CL牛碎肉价格自5月中旬至7月中旬持续上涨，九周前因育肥牛产量骤减及季节性牛碎肉需求支撑，7月价格飙升创下2.62美元/磅的历史纪录。此后价格虽有所回调，但本周重现涨势，环比上涨1.2%至1.60美元/磅，较去年同期上涨31%，较2023年同期上涨20%。

90CL牛碎肉价格较上周历史高位微跌0.3%至4.34美元/磅，较去年同期上涨17%，较2023年同期上涨40%。受母牛屠宰量减少影响，国内瘦牛肉供应持续紧张，且除加拿大、墨西哥外，自所有供应国的碎肉进口均需缴纳至少10%的额外对等关税，导致进口原料成本也被推高，而需求持续保持强劲。本周进口90%牛碎肉价格创下3.78美元/磅的历史新高，较去年同期上涨28%，

美国牛肉市场趋势

胴体综合价

单位：美元/磅

$ 4.05 ∨ **$ 0.09**

前一周 $4.14

屠宰数量

单位：头

56.1万 ∧ **15.2 %**

前一周 48.7万

牛肉产量

单位：磅

4.874亿 ∧ **15.6 %**

较2023年同期上涨50%。

本周预估牛肉产量为4.874亿磅，较包含劳动节假期的上周环比大增15.6%，但同比下降9.3%；2025年至今累计牛肉产量同比下降3.2%。

本周活牛屠宰量56.1万头，环比上升15.2%，同比下降10.1%；2025年至今累计屠宰量同比下降6.0%。

本周牛只宰前平均活重1,417磅，环比增加2磅，同比增加8磅；宰后胴体均重871磅，环比增加3磅，同比增加8磅。

现货阉公牛价格曾于8月底达到接近245美元/百磅的历史高点。上周五价格环比微跌0.4%，本周五再次下跌3.33美元/百磅至239.26美元/百磅。活牛期货合约在8月底/9月初创下合约高点后本周走低，周五收盘价为：10月合约229.28美元/百磅（较上周五上涨6.70美元），12月合约231.93美元/百磅（下跌5.52美元），2月合约233.23美元/百磅（下跌5.45美元）。

8月29日至9月4日，美国牛肉出口总量8,650吨，环比下降25%，其中对华出口仍为零。

前一周 4.217亿

活牛价格

单位：美元/100磅

$ 239.26 ∨ **$ 3.33**

前一周 $242.59

吨

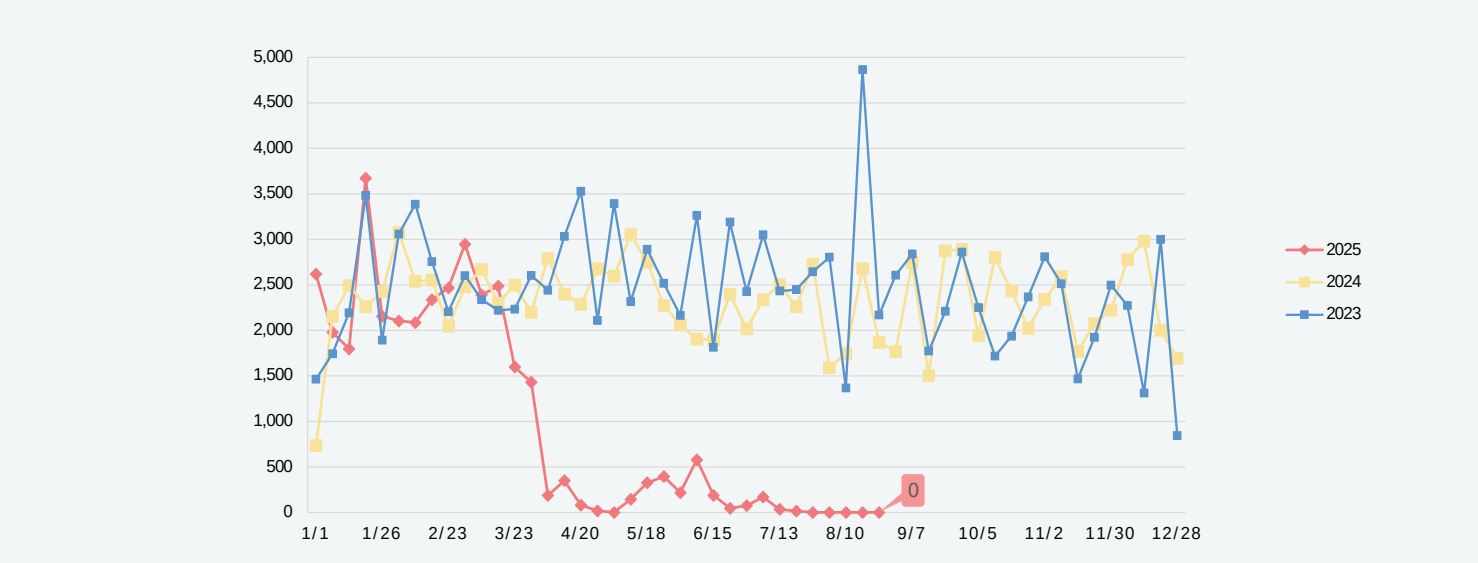

注：2025年9月4日更新。 / *2025年1月1日至9月4日，出口总量34,950吨

周度牛胴体综合价

美元/磅

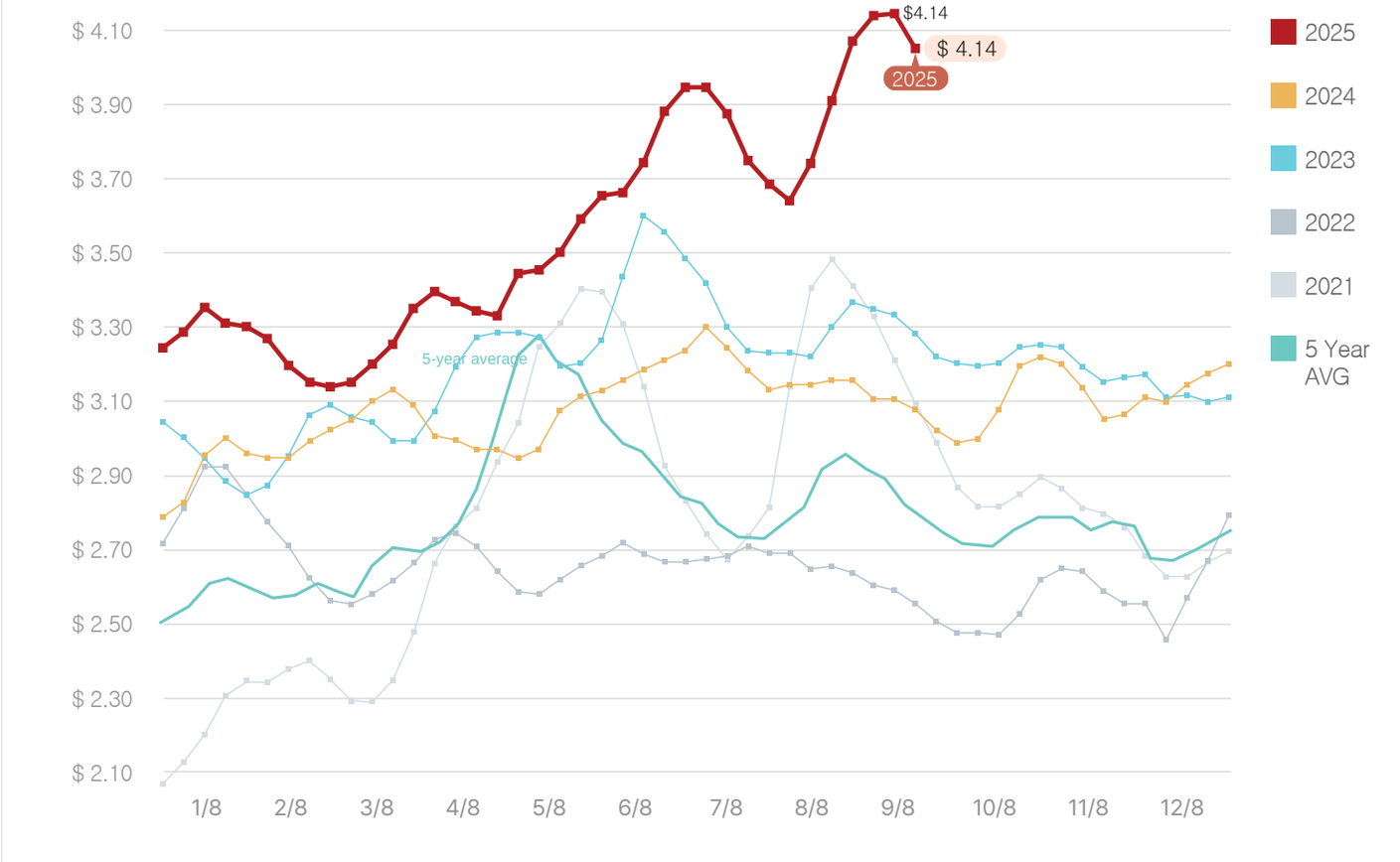

牛肉初级分割品价格

美元/磅

Beef	Choice cutout	Select cutout	CHOICE							
			Rib	Chuck	Round	Loin	Brisket	Short Plate	Flank	50CL trim
9/15/2023	3.08	2.85	5.13	2.57	2.70	3.76	2.54	2.07	1.59	1.33
9/13/2024	3.07	2.96	4.85	2.71	2.68	3.69	2.48	2.14	1.72	1.22
9/12/2025	4.05	3.83	6.38	3.65	3.53	4.85	3.22	2.59	2.32	1.60
与去年相比	32%	29%	31%	35%	31%	31%	30%	21%	35%	31%
与2023年相比	32%	34%	24%	42%	31%	29%	27%	25%	46%	20%

注: 上述价格为初级分割品价格，且是美国国内的批发价格，因此与出口价格存在差异

美国猪肉市场趋势

美国猪肉市场动向

猪胴体综合价自5月中旬至6月末持续走高，6月底达1.21美元/磅，创2022年8月以来最高水平。此后价格季节性回落，但上周开始重现涨势。本周环比微涨0.1%至1.15美元/磅，较去年同期上涨22%，较2022年同期上涨15%。过去十八周猪肉产量持续低于去年同期水平，本周产量同比下降3.8%，近四周产量平均同比下降3.1%。

与上周相比，猪初级分割部位价格变化情况包括：前腿（picnic）上涨6%、颈背（butt）上涨1%、后腿（ham）上涨1%、腰脊（loin）上涨1%，而五花（belly）和肋排（rib）下跌2%。

重磅带骨后腿价格于6月中旬冲高至1.21美元/磅后，7月中旬至8月初再次上涨，触及1.21美元/磅（2014年以来最高点）。8月价格季节性回调，上周环比上涨3%。本周均价较上周下跌1.8%至1.07美元/磅，较去年同期上涨24%，较2023年同期上涨16%。

美国猪肉市场趋势

胴体综合价

单位：美元/磅

$ 1.15

$ 0.00

前一周 $1.15

正如近几周报道，现货箱装去骨后腿肉交易量清淡导致价格波动剧烈。本周成交量3.0万磅，低于上周的8.3万磅及两周前的4.0万磅（三周前成交量近期高点为10.9万磅）。本周成交价区间为1.60-1.90美元/磅，均价1.77美元/磅，较四周前创下的2021年以来最高位下跌16%，但较上周上涨2.9%。自5月以来，箱装去骨后腿肉价格始终高于去年同期水平，本周价格较去年同期上涨16%，较2023年同期上涨13%。

本周预估猪肉产量5.257亿磅，较包含劳动节（9月1日）的上周（#1）环比上升8.8%，但同比下降3.8%。

本周生猪屠宰量251.4万头，环比上升8.6%（#2），同比下降2.4%。

本周生猪宰前平均活重280磅，环比持平，同比下降5磅；宰后胴体均重209磅，环比持平，同比下降3磅。

上周现货生猪价格较前周五下跌3.5%，而本周五价格较上周反弹2.69美元/百磅至103.94美元/百磅。瘦肉猪期货合约本周创下新高，但远期合约周初触及高点后回落。周五收盘价为：10月合约97.13美元/百磅（较上周五上涨1.10美元），12月合约88.63美元/百磅（上涨0.30美元），26年2月合约90.38美元/百磅（持平），26年4月合约92.73美元/百磅（下跌0.42美元）。

8月29日至9月4日，美国猪肉出口总量23,358吨，环比下降12%，其中对华出口2,065吨，环比下降16%。

屠宰数量

单位：头

251.4万 ^ **8.6 %**

前一周 231.4万

猪肉产量

单位：磅

5.257亿 ^ **8.8 %**

前一周 4.831亿

生猪价格

单位：美元/100磅

$ 103.94 ^ **$ 2.69**

前一周 $101.25

#1 USDA将
上周产量下修至4.831亿磅

#2 USDA将
上周屠宰量下修至231.4万头

吨

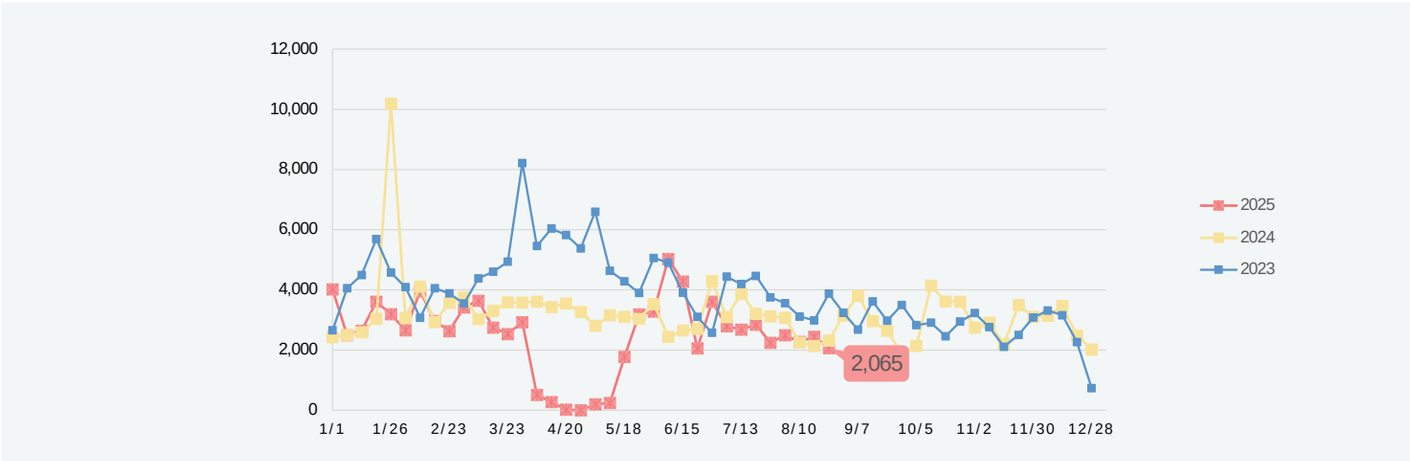

注：2025年9月4日更新。 / *2025年1月1日至9月4日，出口总量88,140 吨

周度猪胴体综合价

美元/磅

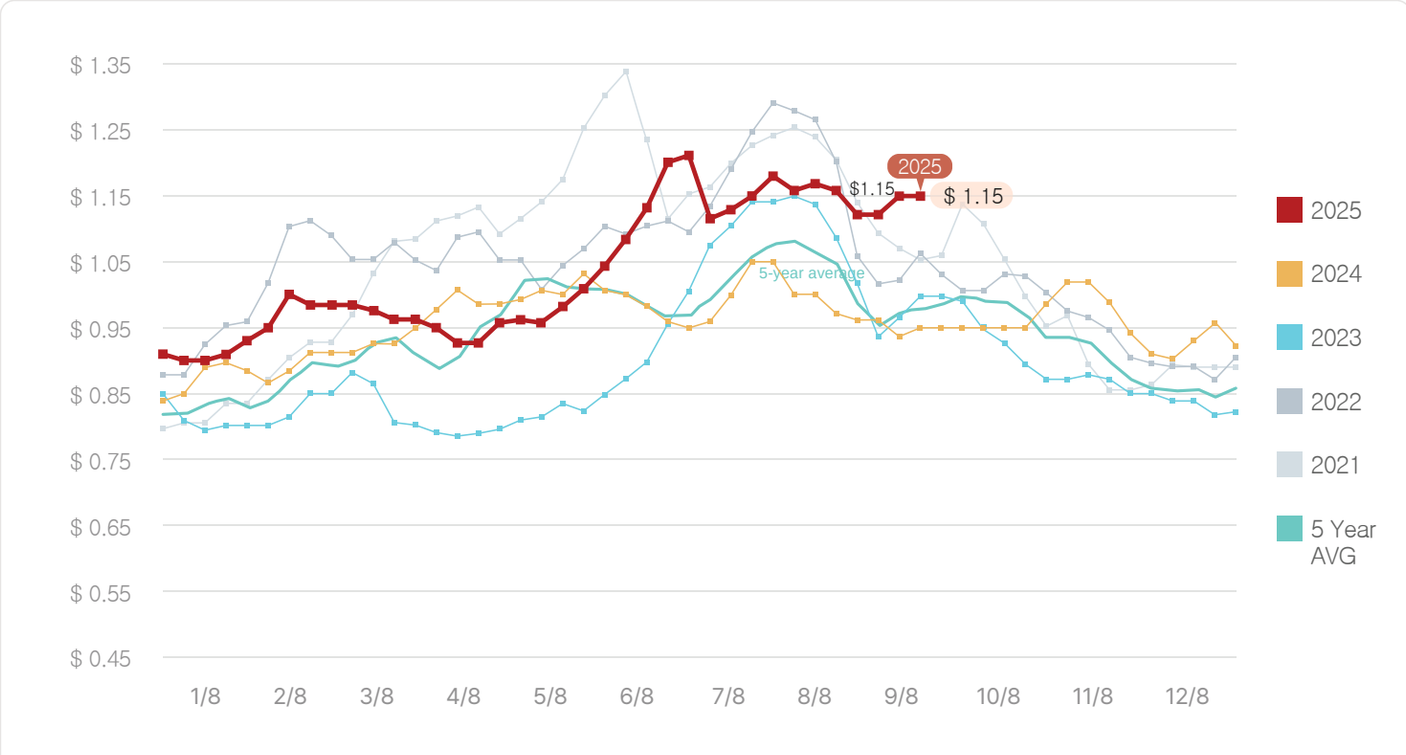

猪肉初级分割品价格

美元/磅

Pork	Cutout	Loin	Butt	Picnic	Rib	Ham	Belly
9/15/2023	0.99	0.98	1.22	0.81	1.15	0.93	1.30
9/13/2024	0.94	0.95	1.06	0.79	1.23	0.86	1.23
9/12/2025	1.15	0.98	1.26	0.93	1.68	1.06	1.79
与去年相比	22%	4%	19%	18%	37%	23%	45%
与2023年相比	15%	0%	3%	16%	47%	14%	38%

注: 上述价格为初级分割品价格，且是美国国内的批发价格，因此与出口价格存在差异.

美国农业部数据报告

美国猪肉和牛肉产量预估

美国农业部上周发布最新《世界农产品供需预测报告》（WASDE）。该报告将2025年美国牛肉产量预期较上月下调0.4%，因第三、四季度屠宰量预计低于早前预测。总产量预计为1,171万吨，较2024年下降4.3%。

由于对华出口受阻，美国农业部在4月报告中将2025年美国牛肉出口预期大幅下调，预计同比下跌10.6%。5月报告进一步下调预期，6月和7月报告则向上修正，7月报告预计同比下滑9.3%。但8月报告再度下调预期至同比下降10.8%，最新报告又进一步下调至减少12.1%。

2025年美国猪肉产量原本预计全年将同比上升，但6月以来屠宰量及产量下行趋势促使预期下调。8月报告预计同比微降0.2%后，9月报告再下调0.2%，目前预计总产量为1,250万吨，较2024年下降0.8%。

美国农业部曾在3月前预测2025年美国猪肉出口量创历史新高。然而，在中国实施报复性关税后，预期被下调。9月报告维持上月预测不变，预计同比下跌2.0%。

美国季度牛肉产量预测

2020：12.33 MMT, +0.1% | 2021：12.68 MMT, +2.8% | 2022：12.83 MMT, +1.2% | 2023：12.23 MMT, −4.7%
2024：12.24 MMT, +0.1% | 2025F：11.71MMT, − 4.3% | 2026F：11.56 MMT, − 1.3%

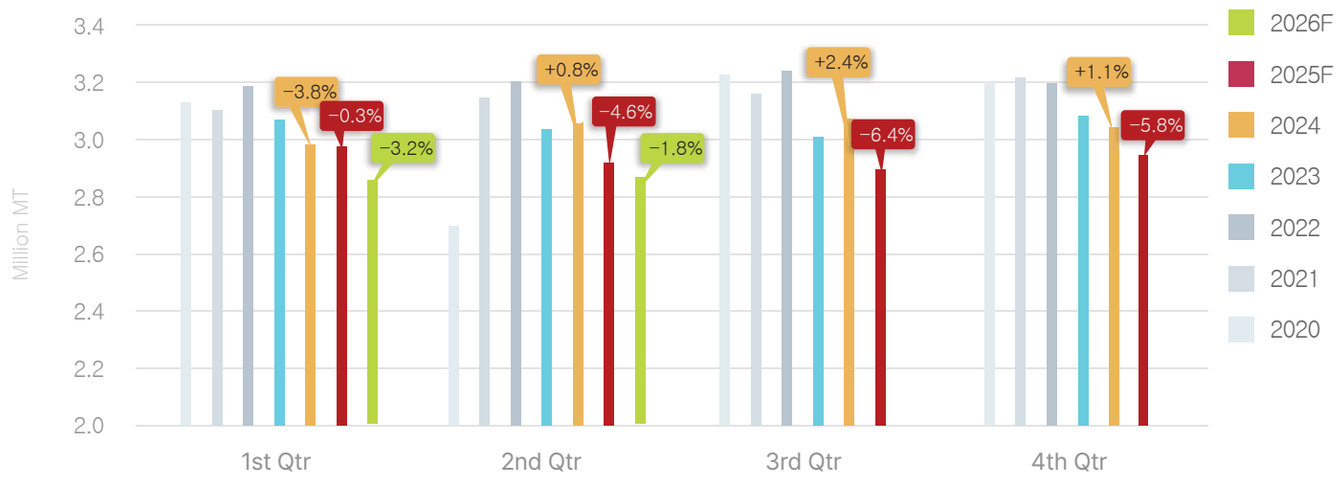

美国季度猪肉产量预测

2020：+2.4% 12.84 MMT | 2021：−2.2% 12.55 MMT | 2022：−2.5% 12.25 MMT | 2023：+1.1% 12.38 MMT
2024：+1.8% 12.60 MMT | 2025F：−0.8% 12.50 MMT | 2026F：+2.9% 12.87 MMT

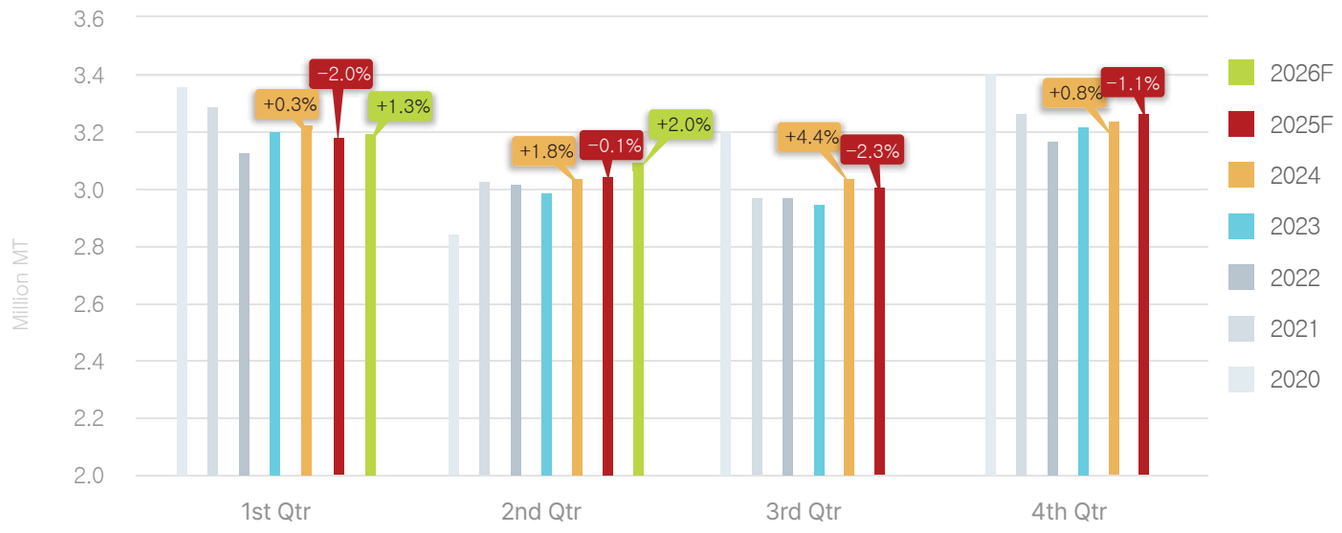

美国牛肉批发价格(美国农业部精选级)

单位：美元/千克，工厂交货价

以下价格信息是美国农业部(USDA)发布的美国国内流通平均批发价，请参考，并留意该价格与出口价格有差异。

IMPS # 产品	8/16	8/23	8/30	8月平均	9/6	9/13
112A Ribeye Roll, boneless, light	29.14	30.41	31.62	27.80	32.39	32.26
114 Shoulder clod	9.31	9.35	9.21	9.02	9.39	9.02
116A Chuck Roll neck-off	11.99	13.50	14.27	11.97	15.08	14.91
120 Brisket, boneless	10.28	10.69	10.55	10.12	10.35	9.94
123A Short Rib	13.95	13.49	14.10	13.61	13.18	13.20
160 Round, bone-in	9.52	9.89	9.78	9.73	–	10.51
167A Knuckle, peeled	10.71	11.14	11.19	10.83	11.27	10.95
168 Top Inside Round	10.33	10.73	11.05	10.16	10.65	10.22
170 Gooseneck Round 18-33	9.03	9.61	10.00	9.17	10.25	9.43
180 Strip Loin, boneless. 1x1	18.62	18.75	18.97	17.94	18.94	18.96
184 Loin, top butt, boneless	14.19	13.75	13.64	13.22	13.32	12.71
189A Tenderloin trimmed heavy	36.81	39.47	41.02	36.43	42.58	43.34
193 Flank Steak	20.25	20.98	21.33	20.50	21.29	21.22
Primal cut, Rib	12.70	13.35	13.88	12.44	14.12	14.04
Primal cut, Arm Chuck	7.46	7.96	8.11	7.38	8.23	8.02
Primal cut, Round	7.59	7.91	8.07	7.54	7.96	7.76
Primal cut, Loin	10.84	10.93	10.90	10.46	10.94	10.67

牛上脑

$/Kg

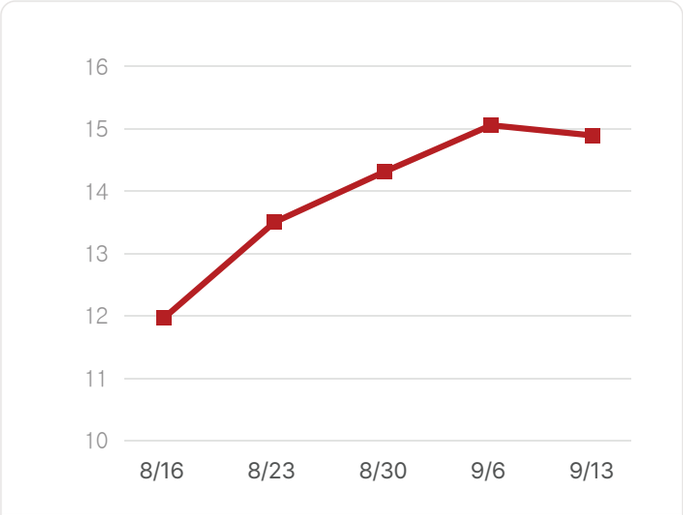

123A 牛小排(带骨)

$/Kg

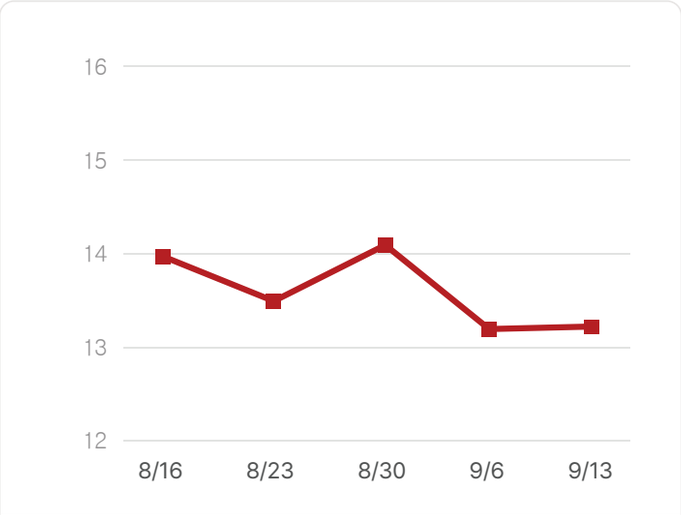

美国猪肉批发价格

单位：美元/千克，工厂交货价

以下价格信息是美国农业部(USDA)发布的美国国内流通平均批发价，请参考，并留意该价格与出口价格有差异

BPN # 产品	类似 IMPS#	8/16	8/23	8/30	8月平均	9/6	9/13
U40 Loin, trim	410	2.48	2.47	2.46	2.51	2.55	2.53
U41 Tenderloin, 1.25 down	415	4.35	10.91	4.32	5.65	4.29	4.33
U50 Picnic, smkr trm combo	405	2.42	2.34	2.47	2.42	2.42	2.40
U42 Boston butt trim	406	2.70	2.92	3.01	2.77	3.08	3.11
U44 Sparerib. 25#/dn-lgt	416	3.59	3.65	3.67	3.59	3.90	3.60
U46 Ham, bone in trimmed	401	2.65	2.59	2.61	2.72	2.55	2.57

U48 Belly, skin-on, fresh	408	4.69	4.73	4.70	4.71	4.87	4.73
U54 Front Feet, Toes on	420	1.31	1.19	1.65	1.33	1.34	1.29
U51 Neck Bones	421	0.82	1.16	1.13	0.94	0.86	0.94
Cheek Meat, trimmed	N/A	2.47	2.47	2.36	2.45	2.36	2.36
AI Backribs 2.0#/up 1 pc Vac, FZN	422	9.77	-	5.69	6.94	5.57	4.55

胴体价格

单位：美元/千克，工厂交货价

	8/16	8/23	8/30	8月平均	9/6	9/13
Beef Carcass	821.33	838.88	849.60	820.07	850.17	838.49
Pork Carcass	256.01	249.59	248.47	253.42	251.92	252.10

牛胴体

$/100Kg

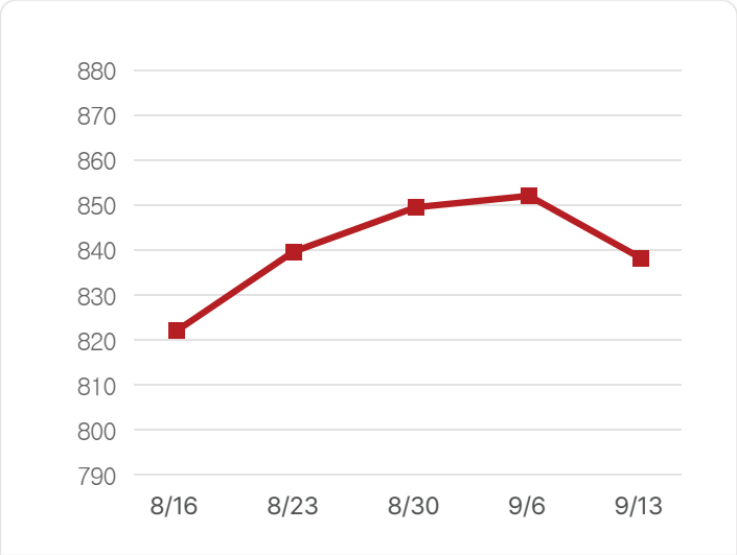

猪胴体

$/100Kg

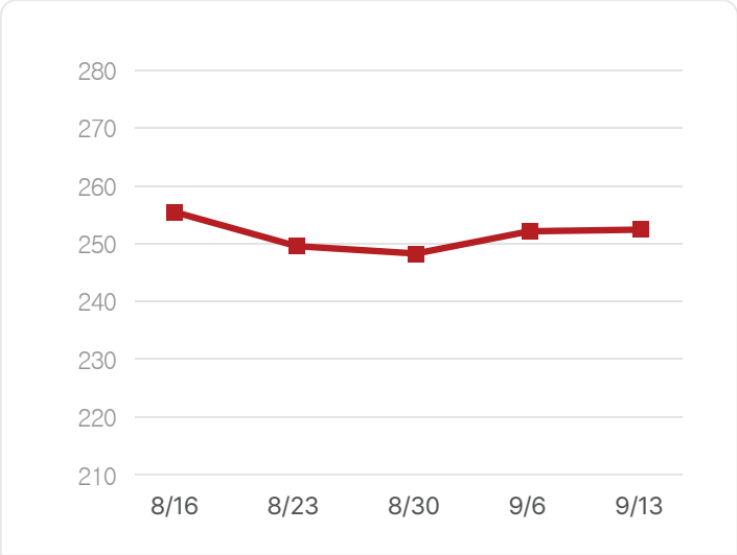

来源：USDA/FAS

禁止擅自摘录和刊登在MEF NEWSLINE上的所有文章。 必要时请一定要事先取得批准。

本邮件是根据会员注册时提供的信息发送给顾客的NEWSLINE邮件服务。
如果您不想接收邮件，请登录网站后，在修改会员信息时，在“MEF NEWSLINE”拒绝接收电子邮件栏中进行确认。

美国肉类出口协会

编辑：美国肉类出口协会北京代表处
北京市朝阳区亮马桥路42号 光明饭店写字楼303室
电话：+86 10 8441 8455

Published by U.S. Meat Export Federation (USMEF) 2025

MEF NEWSLINE

www.usmef.org.cn

UPDATE 2025. 9. 19

U.S. beef market trends

U.S. Beef Market Trends

The Choice beef cutout reached a record high of $4.14/lb. This week, prices adjusted seasonally lower after the Labor Day holiday, and the Choice cutout decreased by $0.09 from last week's record to an average of $4.05/lb., which was up 32% from both last year and 2023.
The Choice/Select spread narrowed from $26.88/cwt last week (which was the highest level since January) to $21.90/cwt this week. The Choice/Select spread was up from $11.30/cwt last year but down from $22.27/cwt in 2023.

All Choice beef primal values adjusted lower from last week: rib (-1%), flank (-1%), short plate (-1%), loin (-2%), round (-2%), chuck (-3%), brisket (-4%).

Choice heavy boneless ribeye prices trended higher from mid-July through early September and averaged $14.72/lb. last week, the highest since the records set the previous December. This week, prices edged down just 0.4% to an average of $14.66/lb., which was up 42% from last year and up 28% from 2023.

Choice trimmed heavy tenderloin prices have been increasing over the past eight weeks, and this week, prices increased by 2% from last week to a record high $19.70/lb., which was up 57% from last year and up 40% from 2023.

Choice tenderloin and ribeye typically ease seasonally after the Labor Day holiday before increasing again in Q4 for the end of the year holidays, but prices for tenderloins continued to increase while ribeyes held near steady.

50% beef trim prices increased from mid-May through mid-July and reached a record high of $2.62/lb. nine weeks ago as prices surged in July as fed beef production dropped off sharply and as seasonal demand for ground beef also supported prices. Prices have since adjusted lower, but prices trended higher again this week an averaged up 1.2% from last week to $1.60/lb., which

U.S. beef market trends

Cutout

Unit: Dollar/pound

$ 4.05 ∨ **$ 0.09**

Previous week $4.14

Slaughter Number

Unit: Head

561,000 ∧ **15.2 %**

Previous week 487,000

Beef Production

Unit: Pound

487.4 million ∧ **15.6 %**

was up 31% from last year and up 20% from 2023.

90% beef trim prices edged down 0.3% from last week's record high to an average of $4.34/lb. this week, which was up 17% from last year and up 40% from 2023. Demand remains strong and supplies are tighter for domestic lean beef due to smaller cow slaughter, and trim imports are now subject to at least 10% added reciprocal duties for all suppliers except Canada and Mexico. Imported 90% beef trim prices reached a record high of $3.78/lb. this week, which was up 28% from last year and up 50% from 2023.

Weekly estimated beef production was 487.4 million lbs., up 15.6% from last week which included the Labor Day holiday but down 9.3% from last year. Year-to-date 2025 beef production was down 3.2% year-over-year.

Weekly estimated slaughter was 561,000 head, up 15.2% from last week but down 10.1% from last year. 2025 year-to-date cattle slaughter was down 6.0% year-over-year.

Live weights averaged 1,417 lbs., up 2 lbs. from last week and up 8 lbs. from last year. Dressed weights averaged 871 lbs., up 3 lbs. from last week and up 8 lbs. from last year.

Cash steer prices reached record highs close to $245/cwt at the end of August. Last Friday, cash steer prices edged down 0.4% from the previous week, and this Friday, cash steer prices decreased by $3.33/cwt from last Friday to an average of $239.26/cwt. Live cattle futures contracts traded lower this week after reaching contract highs in late August/early September and on Friday closed at: October: $229.28 (+$6.70 from last Friday), December: $231.93 (-$5.52), and February: $233.23 (-$5.45).

From August 29 to September 4, 2025, U.S. beef exports decreased 25% from the previous week to 8,650 tons, of which exports to China was still zero.

Previous week 421. 7million

Live Cattle

Unit: Dollar/100 pound

$ 239.26 ⌄ $ 3.33

Previous week $242.59

Ton

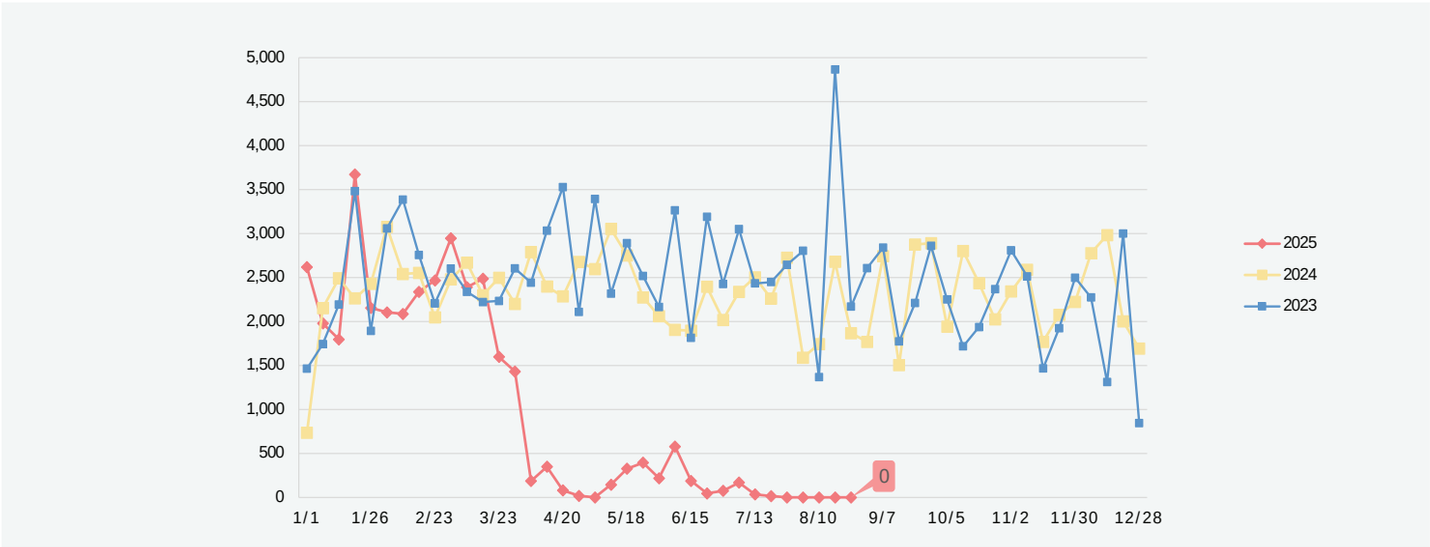

*Note: Update September 4, 2025./ *Exports from January 1 to September 4, 2025 totaled 34,950 tons

Beef Primal Values

Dollar/pound

$ 4.30

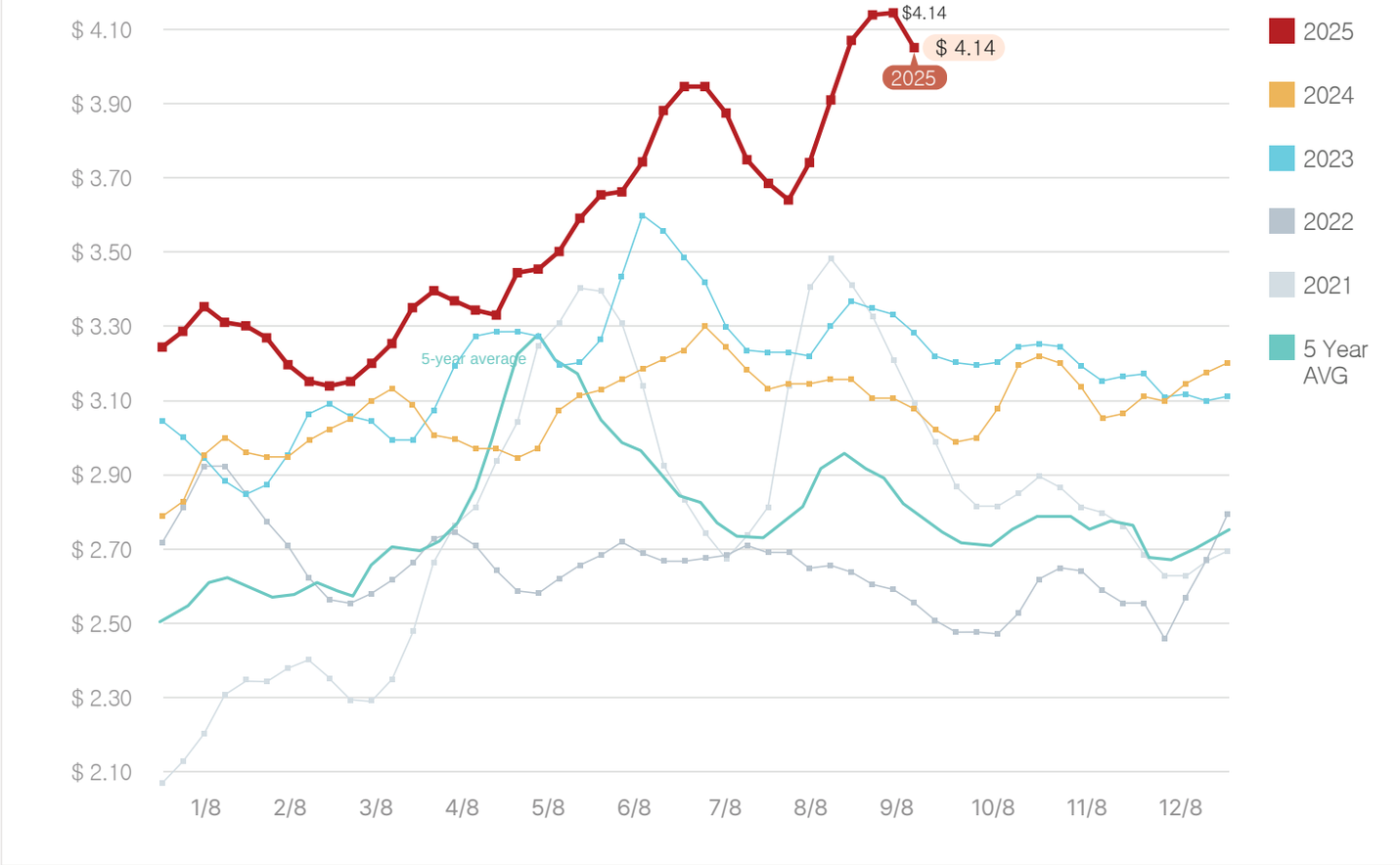

Beef Primal Values

Dollar/pound

Beef	Choice cutout	Select cutout	CHOICE							
			Rib	Chuck	Round	Loin	Brisket	Short Plate	Flank	50CL trim
9/15/2023	3.08	2.85	5.13	2.57	2.70	3.76	2.54	2.07	1.59	1.33
9/13/2024	3.07	2.96	4.85	2.71	2.68	3.69	2.48	2.14	1.72	1.22
9/12/2025	4.05	3.83	6.38	3.65	3.53	4.85	3.22	2.59	2.32	1.60
Compared to 2024	32%	29%	31%	35%	31%	31%	30%	21%	35%	31%
Compared to 2023	32%	34%	24%	42%	31%	29%	27%	25%	46%	20%

Note: The above price is a wholesale price in the United States based on the primal and may differ from export prices

U.S. pork market trends

U.S. Pork Market Trend

The pork cutout trended higher from mid-May through late June and reached $1.21/lb. at the end of June, which was the highest level since August 2022. The cutout has since moved seasonally lower, but last week it started to trend higher. This week, the pork cutout edged up just 0.1% from last week to $1.15/lb., which was up 22% from last year and up 15% from 2022. Weekly pork production levels have been below last year for the last 18 weeks. Pork production was down 3.8% from last year this week, and for the last four weeks, production averaged down 3.1%.

Compared to last week, values were higher for the picnic (+6%), butt (+1%), ham (+1%), and loin (+1%) primals, while values trended lower for the belly (-2%) and rib (-2%) primals.

After spiking to $1.21/lb. in mid-June, heavy bone-in ham prices increased again from mid-July

U.S. pork market trends

Cutout

Unit: Dollar/pound

$ 1.15 **$ 0.00**

Previous week $1.15

through early August, when they again reached $1.21/lb., the highest level since 2014. Prices then adjusted seasonally lower through August, before increasing by 3% last week. This week, prices averaged 1.8% lower than last week at $1.07/lb., which was up 24% from last year and up 16% from 2023.

As has been reported in recent weeks, spot boneless, boxed rollout ham prices have been volatile on thin trading volumes. This week the trading volume was 30,000 lbs., down from 83,000 lbs. last week and 40,000 lbs. two weeks ago (the recent high trading volume was 109,000 lbs. three weeks ago). Prices traded in a range between $1.60 and $1.90/lb. this week for an average of $1.77/lb. This was down 16% from four weeks ago when prices reached the highest level since 2021 but up 2.9% from last week. Prices have been above year-ago levels since May, and this week, prices were up 16% from last year and up 13% from 2023.

Weekly estimated pork production was 525.7 million lbs., up 8.8% from last week (#1) which included the Labor Day holiday (September 1) but down 3.8% from last year.

Weekly hog slaughter was estimated at 2.514 million head, up 8.6% from last week (#2) but down 2.4% from last year.

Live weights averaged 280 lbs., steady with last week but down 5 lbs. from last year. Dressed weights averaged 209 lbs., steady with last week but down 3 lbs. from last year.

Cash hog prices decreased by 3.5% from the previous Friday, while this Friday, prices rebounded by $2.69/cwt from last week to $103.94/cwt. Lean hog futures contracts traded at new highs this week, although the further out contracts reached those highs early in the week and then traded lower. On Friday contracts closed at: October: $97.13 (+$1.10 from last Friday), December: $88.63 (+$0.30), February: $90.38 (+$0.00), and April: $92.73 (-$0.42).

From August 29 to September 4, 2025, U.S. pork exports decreased 12% from the previous week, to 23,358 tons, of which exports to China were 2,065 tons, down 16% from the previous week.

Slaughter Number

Unit: Head

2.514 million ^ **8.6 %**

Previous week 2.314million

Pork Production

Unit: Pound

525.7 million ^ **8.8 %**

Previous week 483.1million

Live Hog

Unit: Dollar/100 pound

$ 103.94 ^ **$ 2.69**

Previous week $101.25

#1 USDA revised
last week 484.2 million lbs

#2 USDA revised
last week 2.319 million head

Ton

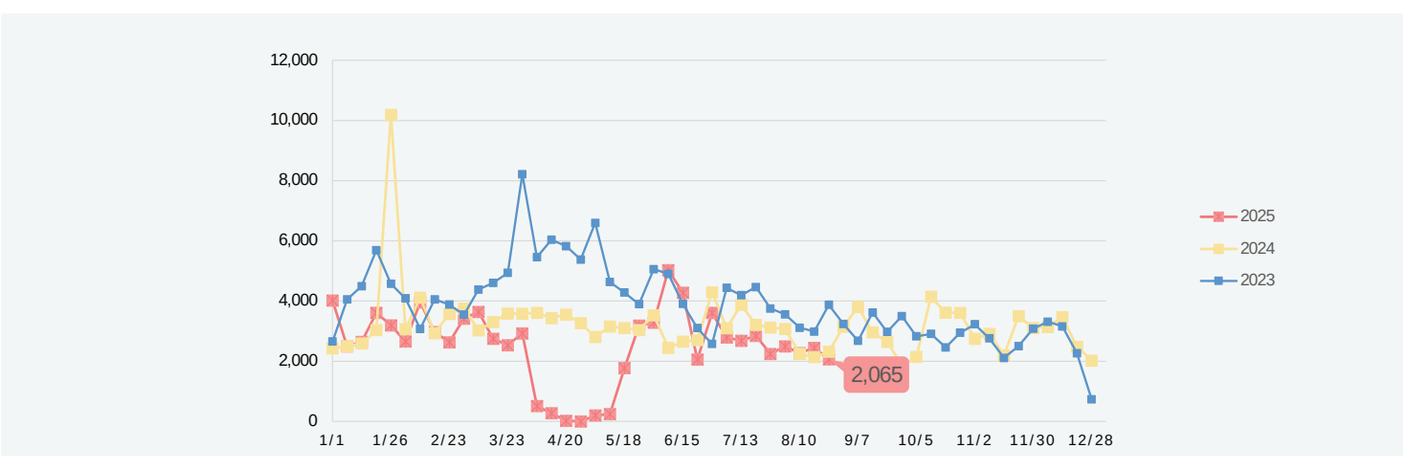

*Note: Update September 4, 2025./ *Exports from January 1 to September 4, 2025 totaled 88,140 tons

Pork Cutout Weekly Price

Dollar/pound

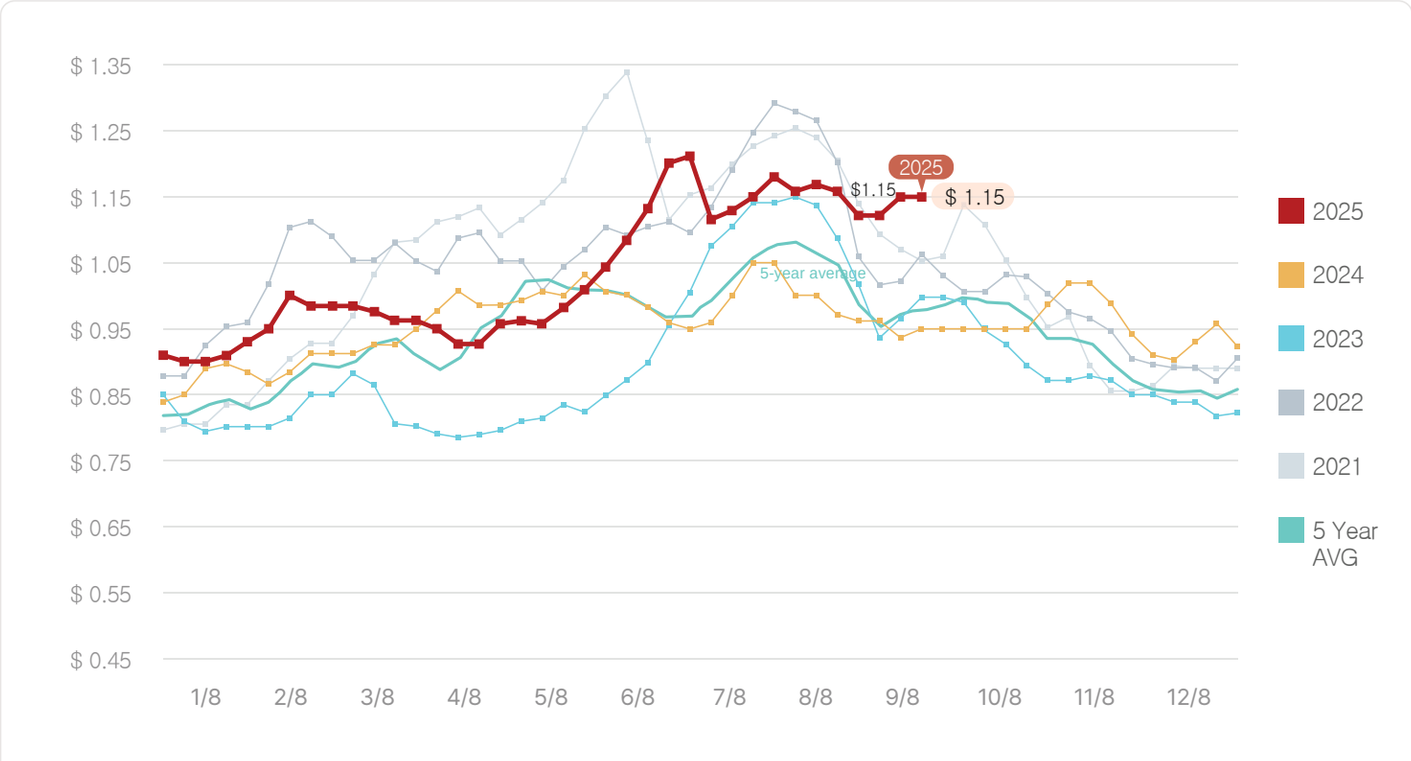

Pork Primal Values

Dollar/pound

Pork	Cutout	Loin	Butt	Picnic	Rib	Ham	Belly
9/15/2023	0.99	0.98	1.22	0.81	1.15	0.93	1.30
9/13/2024	0.94	0.95	1.06	0.79	1.23	0.86	1.23
9/12/2025	1.15	0.98	1.26	0.93	1.68	1.06	1.79
Compared to 2024	22%	4%	19%	18%	37%	23%	45%
Compared to 2023	15%	0%	3%	16%	47%	14%	38%

Note: The above price is a wholesale price in the United States based on the Big rib(primal) and may differ from export prices.

USDA Status Report

Outlook for U.S. Pork and Beef Production

The U.S. Department of Agriculture (USDA) released its latest World Agricultural Supply and Demand Estimates (WASDE) report last week. In this report, U.S. beef production for 2025 was revised downward by 0.4% from the previous month, as slaughter numbers for the third and fourth quarters are expected to be lower than earlier projections. Total production is forecast at 11.71 million tons, down 4.3% from 2024.

U.S. beef exports in 2025 had previously been revised sharply downward in the April report due to barriers to exports to China, with expectations of a 10.6% year-over-year decline. The forecast was further reduced in May, then revised upward in June and July, with the July report projecting a 9.3% decline. However, the August report once again lowered the outlook to a 10.8% decrease, and the latest report further reduced the forecast to a 12.1% decline.

As for U.S. pork production in 2025, it had been expected to increase year-over-year throughout the year, but the downward trend in slaughter numbers and production since June prompted a lower forecast. After the August report projected a 0.2% decline from the previous year, the September report made an additional 0.2% cut, now forecasting total production at 12.50 million tons—down 0.8% from 2024.

U.S. pork exports for 2025 were projected through March to reach record highs. However, following the imposition of retaliatory tariffs by China, the outlook was adjusted downward. The September report left the forecast unchanged from the previous month, projecting a 2.0% year-over-year decline.

U.S. Quarterly Beef Production Forecast

2020 : 12.33 MMT, +0.1% | 2021 : 12.68 MMT, +2.8% | 2022 : 12.83 MMT, +1.2% | 2023 : 12.23 MMT, −4.7%
2024 : 12.24 MMT, +0.1% | 2025F : 11.71MMT, − 4.3% | 2026F : 11.56 MMT, − 1.3%

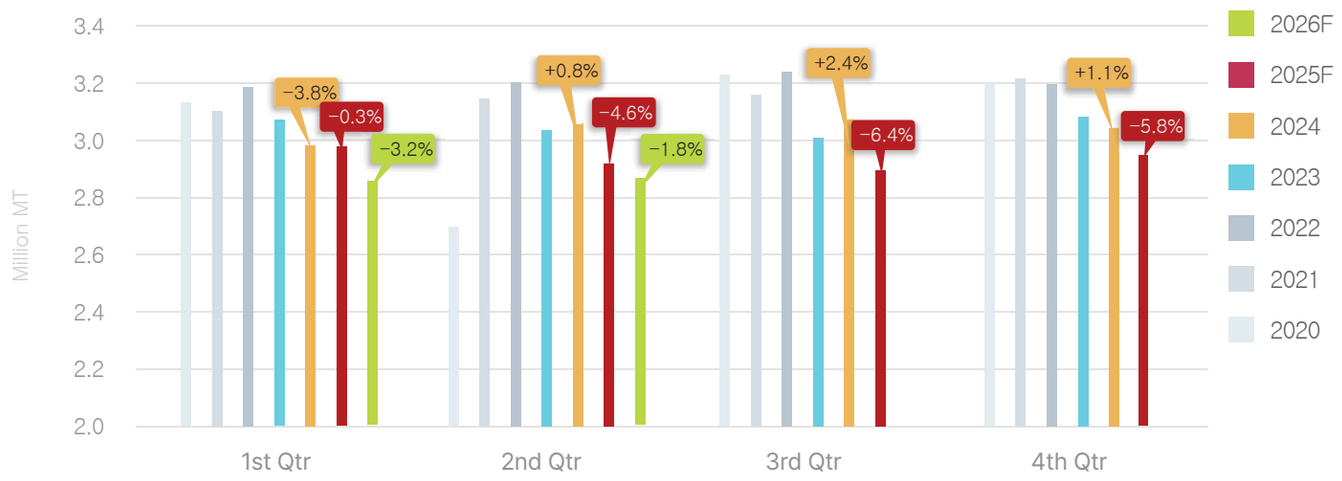

U.S. Quarterly Pork Production Forecast

2020 : +2.4% 12.84 MMT | 2021 : −2.2% 12.55 MMT | 2022 : −2.5% 12.25 MMT | 2023 : +1.1% 12.38 MMT
2024 : +1.8% 12.60 MMT | 2025F : −0.8% 12.50 MMT | 2026F : +2.9% 12.87 MMT

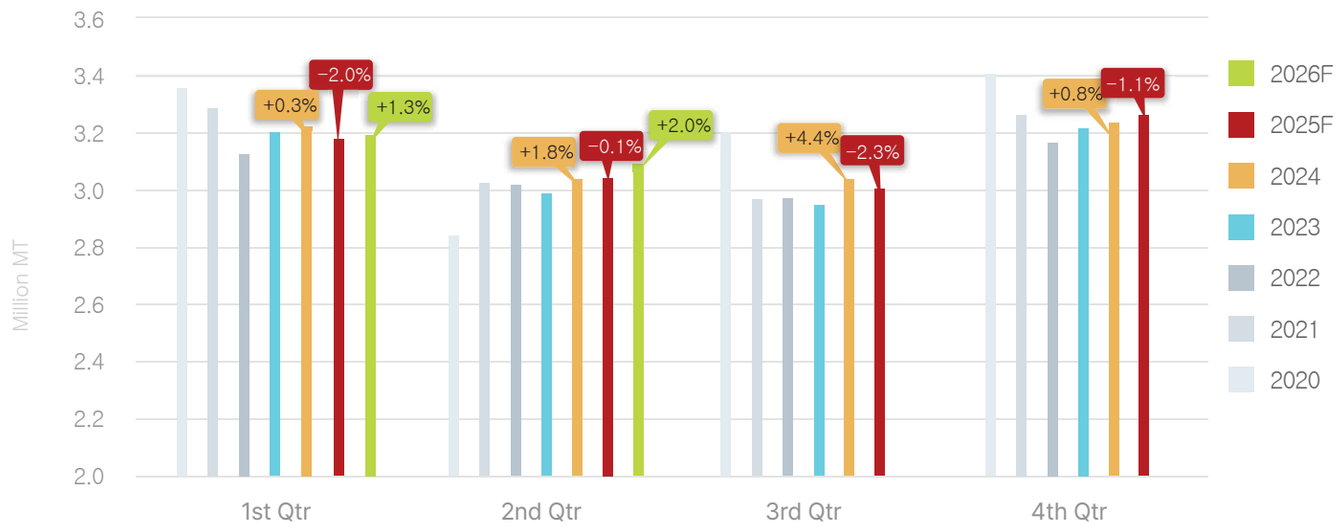

U.S. Beef Wholesale Prices (USDA CHOICE GRADE)

Unit : US $/kg, FOB Plant

Please note that the price information below is the average wholesale price for distribution in the U.S. as announced by the U.S. Department of Agriculture (USDA) and may differ from export prices.

IMPS # Item	8/16	8/23	8/30	August Average	9/6	9/13
112A Ribeye Roll, boneless, light	29.14	30.41	31.62	27.80	32.39	32.26
114 Shoulder clod	9.31	9.35	9.21	9.02	9.39	9.02
116A Chuck Roll neck-off	11.99	13.50	14.27	11.97	15.08	14.91
120 Brisket, boneless	10.28	10.69	10.55	10.12	10.35	9.94
123A Short Rib	13.95	13.49	14.10	13.61	13.18	13.20
160 Round, bone-in	9.52	9.89	9.78	9.73	-	10.51
167A Knuckle, peeled	10.71	11.14	11.19	10.83	11.27	10.95
168 Top Inside Round	10.33	10.73	11.05	10.16	10.65	10.22
170 Gooseneck Round 18-33	9.03	9.61	10.00	9.17	10.25	9.43
180 Strip Loin, boneless. 1x1	18.62	18.75	18.97	17.94	18.94	18.96
184 Loin, top butt, boneless	14.19	13.75	13.64	13.22	13.32	12.71
189A Tenderloin trimmed heavy	36.81	39.47	41.02	36.43	42.58	43.34
193 Flank Steak	20.25	20.98	21.33	20.50	21.29	21.22
Primal cut, Rib	12.70	13.35	13.88	12.44	14.12	14.04
Primal cut, Arm Chuck	7.46	7.96	8.11	7.38	8.23	8.02
Primal cut, Round	7.59	7.91	8.07	7.54	7.96	7.76
Primal cut, Loin	10.84	10.93	10.90	10.46	10.94	10.67

Beef Chuck Roll

$/Kg

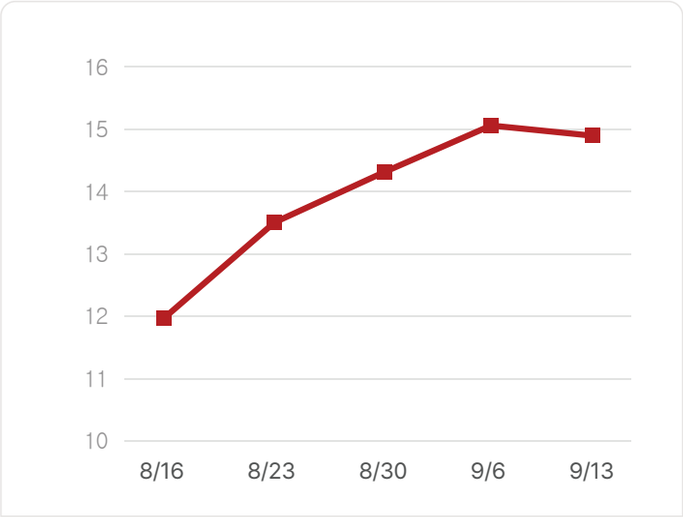

123A Short Rib

$/Kg

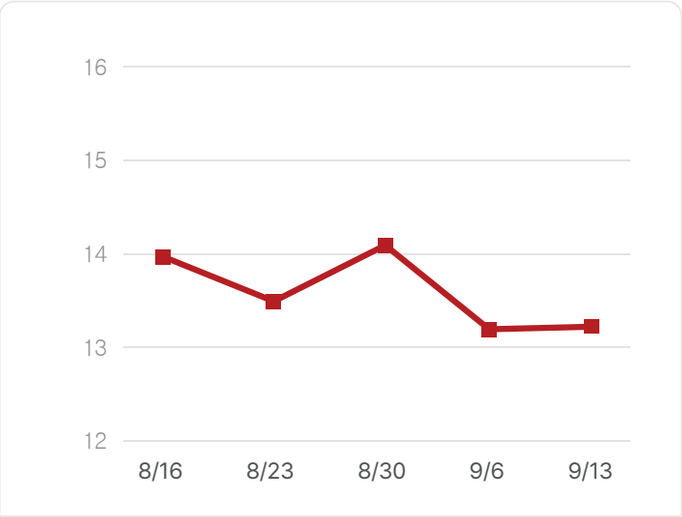

U.S. Pork Wholesale Prices

Unit : US $/kg, FOB Plant

Please note that the price information below is the average wholesale price for distribution in the U.S. as announced by the U.S. Department of Agriculture (USDA) and may differ from export prices.

BPN # Item	SimilarIMPS#	8/16	8/23	8/30	August Average	9/6	9/13
U40 Loin, trim	410	2.48	2.47	2.46	2.51	2.55	2.53
U41 Tenderloin, 1.25 down	415	4.35	10.91	4.32	5.65	4.29	4.33
U50 Picnic, smkr trm combo	405	2.42	2.34	2.47	2.42	2.42	2.40
U42 Boston butt trim	406	2.70	2.92	3.01	2.77	3.08	3.11
U44 Sparerib. 25#/dn-lgt	416	3.59	3.65	3.67	3.59	3.90	3.60
U46 Ham, bone in trimmed	401	2.65	2.59	2.61	2.72	2.55	2.57

U48 Belly, skin-on, fresh	408	4.69	4.73	4.70	4.71	4.87	4.73
U54 Front Feet, Toes on	420	1.31	1.19	1.65	1.33	1.34	1.29
U51 Neck Bones	421	0.82	1.16	1.13	0.94	0.86	0.94
Cheek Meat, trimmed	N/A	2.47	2.47	2.36	2.45	2.36	2.36
AI Backribs 2.0#/up 1 pc Vac, FZN	422	9.77	–	5.69	6.94	5.57	4.55

CARCASS PRICE

Unit : US $/kg, FOB Plant

	8/16	8/23	8/30	August Average	9/6	9/13
Beef Carcass	821.33	838.88	849.60	820.07	850.17	838.49
Pork Carcass	256.01	249.59	248.47	253.42	251.92	252.10

Beef Carcass

$/100Kg

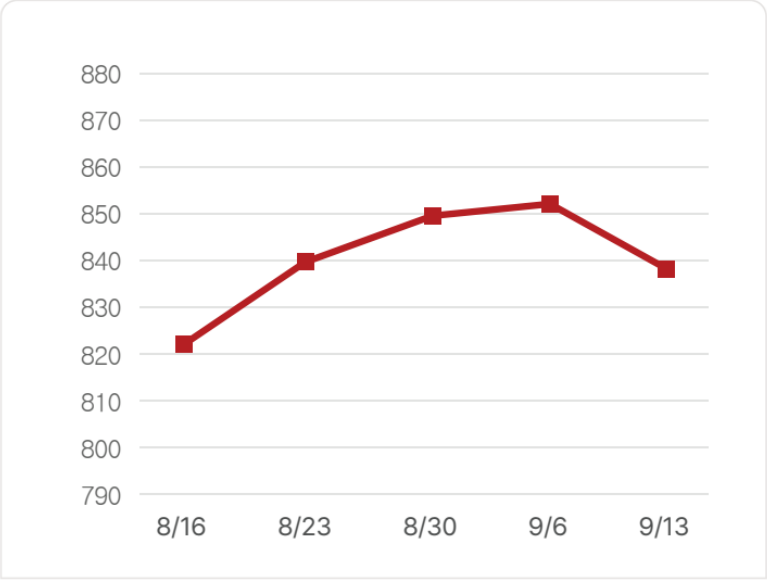

Pork Carcass

$/100Kg

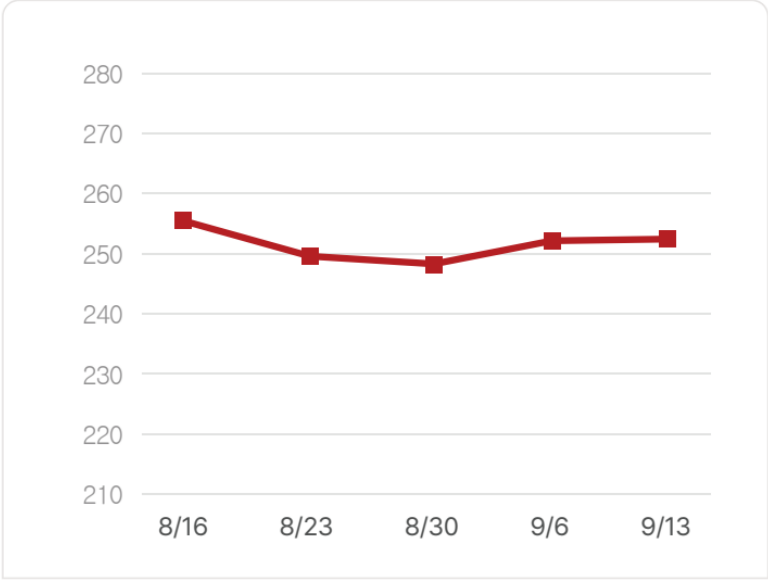

Souce: USDA/FAS

Unauthorized extraction and publication of all articles on MEF NEWSLINE is prohibited.
Please be sure to obtain permission in advance if necessary.

U.S. Meat Export Federation

U.S. Meat Export Federation, Beijing Representative Office
Suite 303, 3rd Floor, Guangming Hotel Office Bldg., No.42 Liangmaqiao Road, Chaoyang District, Beijing 100125, China
Tel: +86 10 8441 8455