美国肉类出口协会发行

2025

美国红肉新闻纵览

www.usmef.org.cn

更新日期 2025. 9. 5

美国牛肉市场趋势

美国牛肉市场动向

本周精选级牛胴体综合价再涨1.5%至4.13美元/磅的历史新高，较去年同期飙升33%，较2023年同期上涨31%。劳动节长周末前需求旺盛、产量偏低，继续为价格提供支撑。

本周精选级与可选级胴体综合价差由上周的25.15美元/百磅收窄至24.73美元/百磅；去年同期该价差仅12.61美元/百磅，2023年同期为24.79美元/百磅。

精选级牛胴体初级分割部位价格环比变化方面，肋排（rib）上涨4%、肩胛（chuck）和后腿（round）上涨2%，腹胁（flank）、前胸（brisket）和腰脊（loin）持平，胸腹（short plate）下跌1%。

精选级重磅去骨肋眼价格在过去七周持续上涨，本周再涨 4%至均价14.37美元/磅，该价格较去年同期大涨 49%，较2023年同期上涨24%，为去年12月以来的最高水平；而去年精选去骨肋眼的年度最高价格出现在12月，为15.14美元/磅。

本周精选里脊价格创新高。精选级重磅精修里脊经历了六周连涨后，本周再涨3.9%，以18.65美元/磅刷新历史峰值。该价格较去年同期上涨54%，较2023年同期上涨25%，打破 了2021年6月曾创下的18.33美元/磅的旧纪录。精选里脊和肋眼的价格通常会在劳动节假期后季节性走弱，直至四季度年末节日需求来临时再次走高。

精选上脑价格也在过去六周持续上涨，过去一个月累计涨幅高达46%，本周再涨6%至6.49 美元/磅的新纪录，该价格较去年同期上涨59%，较2023年同期上涨61%。上脑价格通常会在每年10月达到年度高点。

50CL牛碎肉从5月中旬至7月中旬持续上行并在七周前涨至2.62美元/磅的历史新高，7月份谷饲牛肉产量的大幅下降和对牛绞肉的季节性需求是推动价格大幅上涨的主要因素。随后价格开始回落，本周环比下跌7%至1.70美元/磅，同比仍高22%，较2023年同期高24%。

美国牛肉市场趋势

胴体综合价

单位：美元/磅

$ 4.13 ^ **$ 0.06**

前一周 $4.07

屠宰数量

单位：头

56.5万 ^ **2.5 %**

前一周 55.1万

牛肉产量

单位：磅

4.884亿 ^ **2.6 %**

90CL牛碎肉本周微涨0.9%至4.32美元/磅，再创新高，该价格较去年同期上涨15%，较2023年同期上涨42%。美国国内母牛屠宰量低导致瘦牛肉供应紧张，且除加拿大、墨西哥外进口碎肉加征至少10%对等关税，而需求依然保持旺盛，供需双重作用下，将价格不断推高。本周进口90%牛碎肉也创下3.72美元/磅的新高，该价格较去年同期上涨26%，较2023年同期上涨52%。

本周预估牛肉产量4.884亿磅，环比增加2.6%（#1），同比下降6.9%；年初至今累计产量同比下降2.9%。

本周活牛屠宰量56.5万头，环比增加2.5%（#2），同比下降8.4%；年初至今累计屠宰量同比下降5.8%。

本周牛只宰前平均活重为1,415磅，环比持平，同比增加21磅；宰后胴体均重866磅，环比持平，同比增加14磅。

阉公牛现货价格上周五创 244.92 美元/百磅纪录后，本周五小幅下跌1.48美元/百磅至 243.44美元/百磅。活牛期货合约价格本周再创新高：8月241.90美元/百磅（较上周五上涨1.95），10月239.65美元/百磅（上涨1.77），12月240.78美元/百磅（上涨1.63）。

8月15－21日，美国牛肉出口总量11,483吨，环比增加4%，其中对中国大陆地区出口量继续为零。

前一周 4.761亿

活牛价格

单位：美元/100磅

$ 243.44 ∨ **$ 1.48**

前一周 $244.92

#1 美国农业部
将上周产量数据修正为4.761亿磅

#2 美国农业部
将上周屠宰数据修正为55.1万头



吨

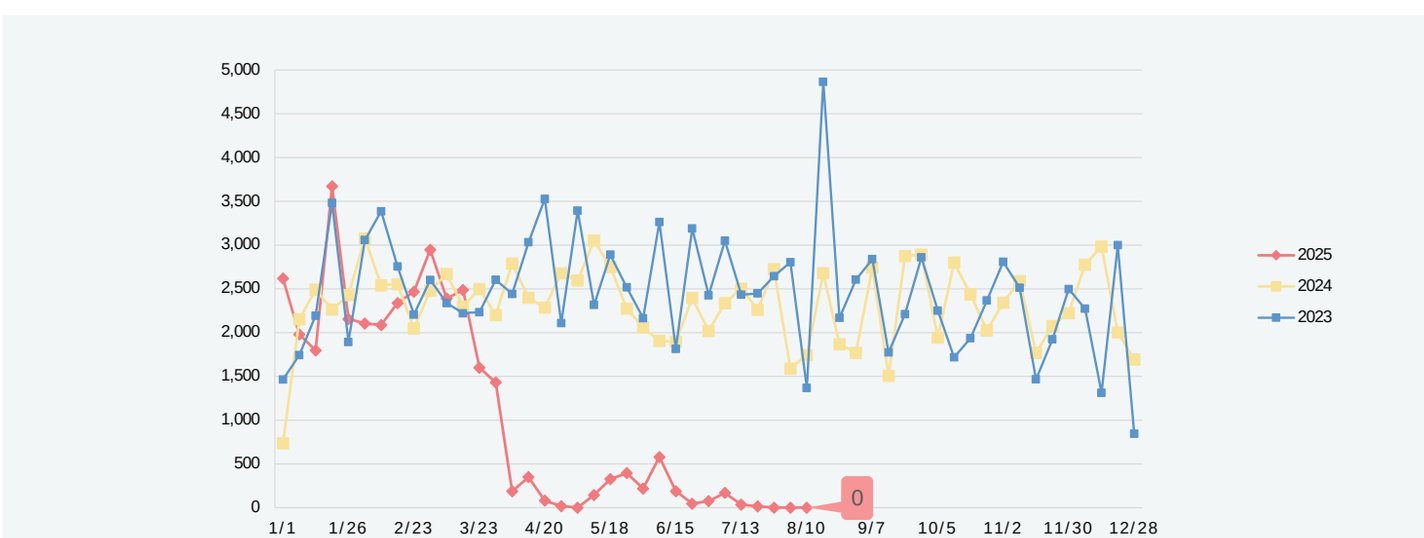

注：2025年8月21日更新。 / *2025年1月1日至8月21日，出口总量34,950吨

周度牛胴体综合价

美元/磅

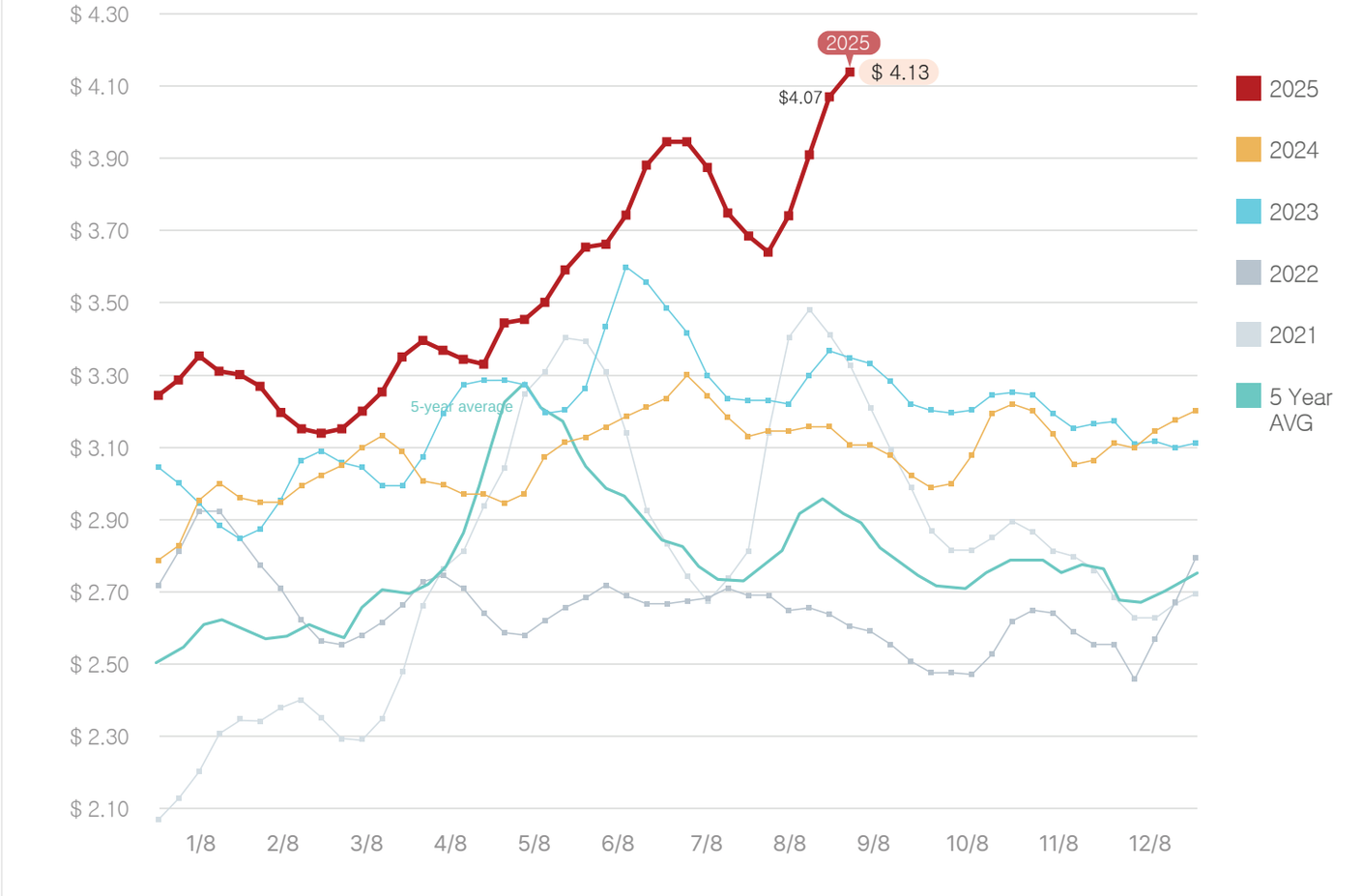

牛肉初级分割品价格

美元/磅

Beef	Choice cutout	Select cutout	CHOICE							
			Rib	Chuck	Round	Loin	Brisket	Short Plate	Flank	50CL trim
9/1/2023	3.15	2.90	5.17	2.62	2.69	3.96	2.64	2.13	1.73	1.37
8/30/2024	3.11	2.98	4.72	2.71	2.77	3.77	2.53	2.24	1.82	1.39
8/29/2025	4.13	3.88	6.31	3.69	3.67	4.95	3.43	2.73	2.37	1.70
与去年相比	33%	30%	34%	36%	32%	31%	36%	22%	30%	22%
与2023年相比	31%	34%	22%	41%	36%	25%	30%	28%	37%	24%

注: 上述价格为初级分割品价格，且是美国国内的批发价格，因此与出口价格存在差异

美国猪肉市场趋势

美国猪肉市场动向

猪胴体综合价自5月中旬至6月下旬持续走高，并于6月底达到1.21美元/磅，为2022年8月以来最高水平。此后价格季节性下降，本周微跌0.4%至1.13美元/磅，但仍较去年同期上涨18%，较2023年同期上涨21%。

夏季（6月-8月）猪肉产量季节性下降，而同期很多猪肉产品的需求却会在6月和7月达到高峰。今年季节性产量低位叠加了同比减产，共同对价格形成支撑。过去十六周猪肉产量持续低于去年同期，本周同比再降2.0%，近四周产量均值同比下降3.1%。

初级分割品价格环比变化方面，肋排（rib）、前腿（picnic）、颈背（butt）分别上涨4%、4%、2%；五花（belly）、腰脊（loin）、后腿（ham）分别下跌2%。

美国猪肉市场趋势

胴体综合价

单位：美元/磅

$ 1.13

$ 0.00

前一周 $1.13

重磅带骨后腿价格在6月中旬冲高至1.21美元/磅后，7月中旬再次上涨，并在三周前涨至1.21美元/磅。过去两周，带骨后腿价格季节性走弱，累计下跌13%至1.06美元/磅。本周价格维稳在1.06美元/磅的水平，较去年同期上涨12%，较2023年同期上涨22%。

如近期报道，现货箱装去骨后腿肉价格因成交量稀少而波动剧烈。本周成交量4万磅，较上周的10.9万磅明显减少，但是比两周前的2.8万磅还是有所增加。本周成交价介于1.74-2.36美元/磅，加权均价1.80美元/磅，较两周前的高位下跌了15%（两周前的价格是2021年以来的最高水平），但仍较去年同期上涨19%，较2023年同期上涨10%。

受劳动节假期需求拉动，本周冷冻中磅肋排价格环比上涨5%，至1.66美元/磅，较去年同期上涨19%，较2023年同期上涨25%，为近四周最高价格。7月底肋排冷冻库存较五年均值低13%。

本周预估猪肉产量4.995亿磅，环比下降1.0%（ #1 ），同比下降2.0%。

本周生猪屠宰量239.1万头，环比下降0.8%（ #2 ），同比下降1.5%。

本周生猪宰前平均活重280磅，环比和同比均下降1磅；宰后胴体均重209磅，环比持平，同比下降1磅。

上周五现货生猪均价微跌0.2%后，本周再跌2.75美元/百磅至104.91美元/百磅。瘦肉猪期货合约本周均上涨，远期合约价格创新高：10月合约95.03美元/百磅（较上周五上涨3.83美元），12月合约87.40美元/百磅（涨3.02美元），2026年2月合约89.63美元/百磅（涨2.50美元），2026年4月合约92.45美元/百磅（涨2.32美元）。

8月15－21日，美国猪肉出口总量25,599吨，环比下降10%，其中对中国大陆地区出口2,273吨，环比下降9%。

屠宰数量

单位：头

239.1万 ∨ **0.8 %**

前一周 241.1万

猪肉产量

单位：磅

4.995亿 ∨ **1.0 %**

前一周 5.450亿

生猪价格

单位：美元/100磅

$ 104.91 ∨ **$ 2.75**

前一周 $107.66

#1 美国农业部
将上周的产量数据修正为5.45亿磅

#2 美国农业部
将上周屠宰量数据修正为241.1万头

吨

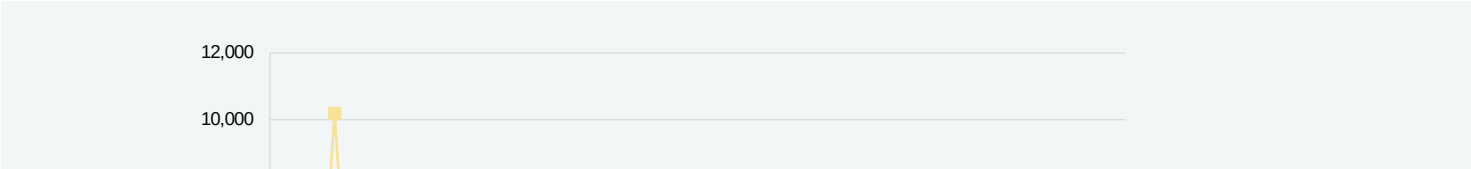

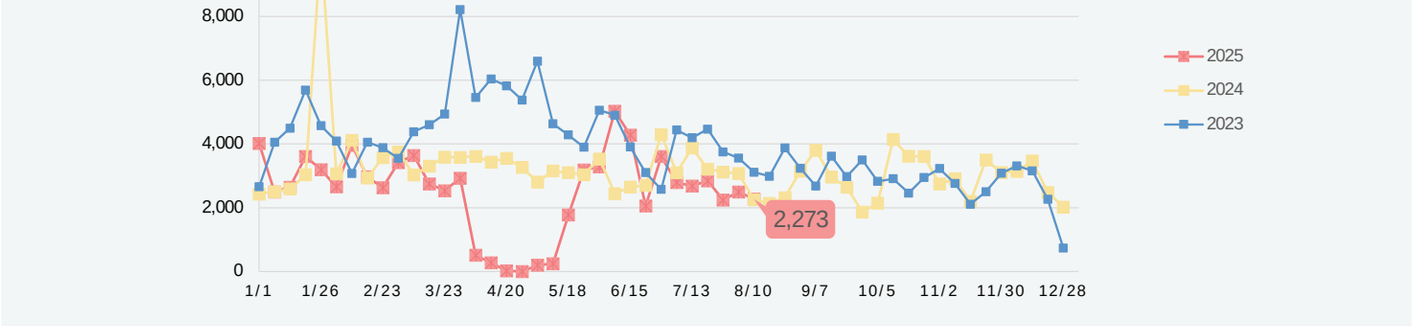

注：2025年8月21日更新。 / *2025年1月1日至8月21日，出口总量83,630 吨

周度猪胴体综合价

美元/磅

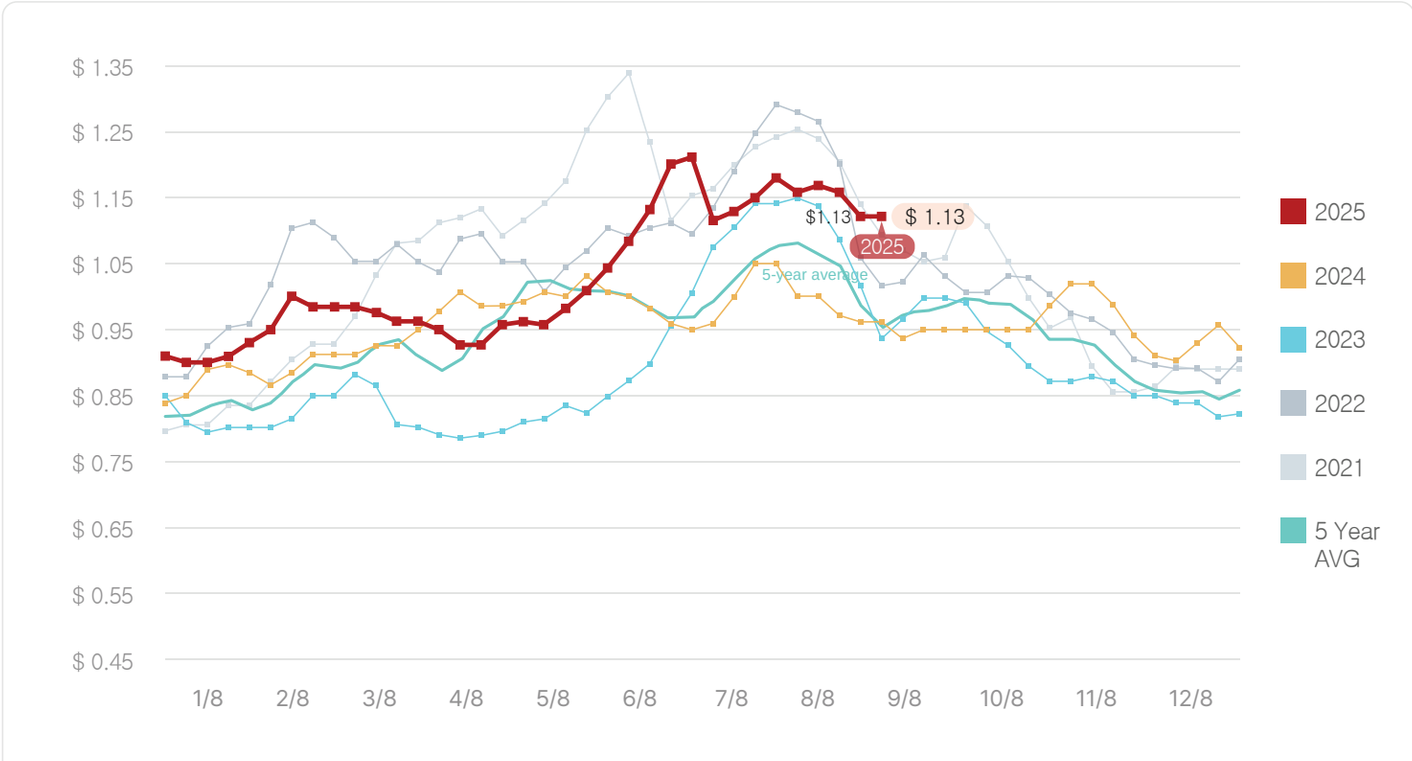

猪肉初级分割品价格

美元/磅

Pork	Cutout	Loin	Butt	Picnic	Rib	Ham	Belly
9/1/2023	0.93	0.95	1.16	0.76	1.12	0.86	1.19
8/30/2024	0.96	0.94	1.08	0.77	1.29	0.90	1.27
8/29/2025	1.13	0.96	1.23	0.90	1.71	1.02	1.82
与去年相比	18%	2%	14%	17%	32%	14%	43%
与2023年相比	21%	1%	6%	18%	53%	19%	53%

注: 上述价格为初级分割品价格，且是美国国内的批发价格，因此与出口价格存在差异.

USDA 数据报告

美国农业部发布最新报告

美国农业部发布截至7月31日的冷冻库存报告。报告中指出，截至7月31日，牛肉冷冻库存3.978亿磅，环比下降1%，同比增加1%；猪肉冷冻库存4.046 亿磅，环比下降3%，同比下降11%。

美国牛肉冷冻库存

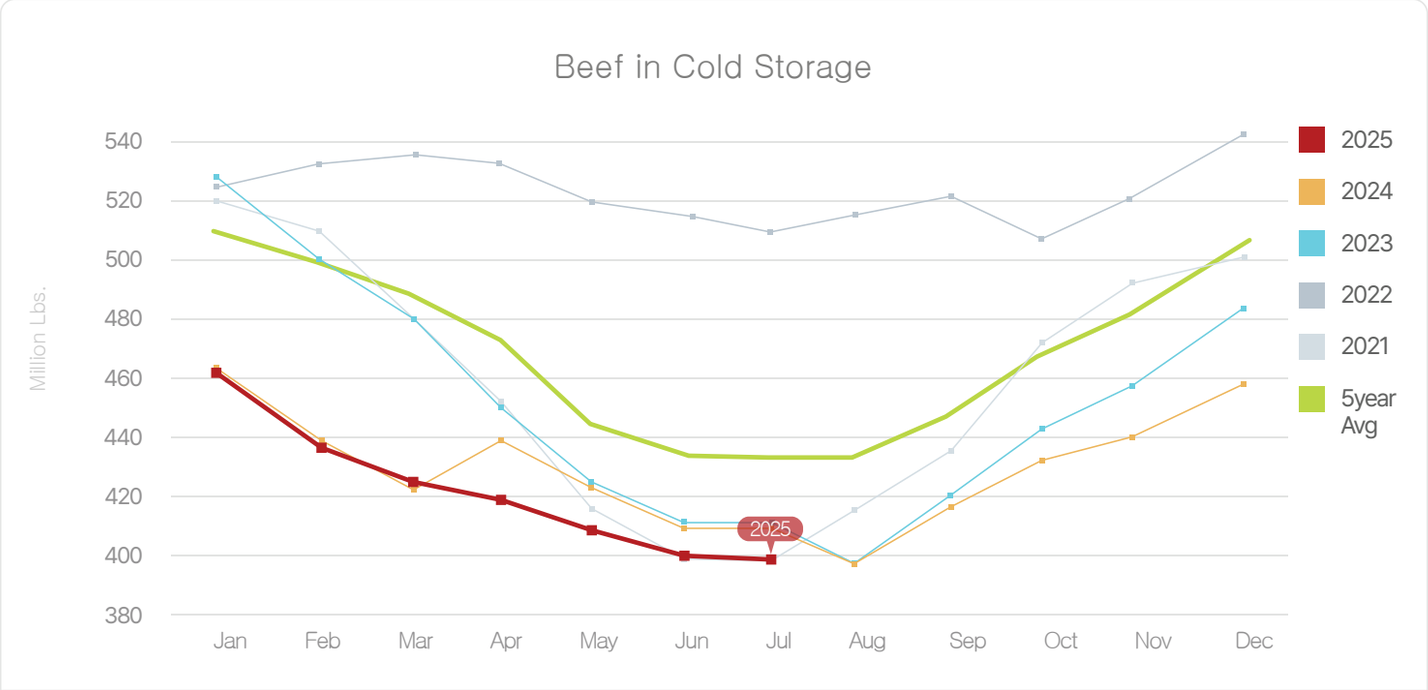

美国猪肉冷冻库存

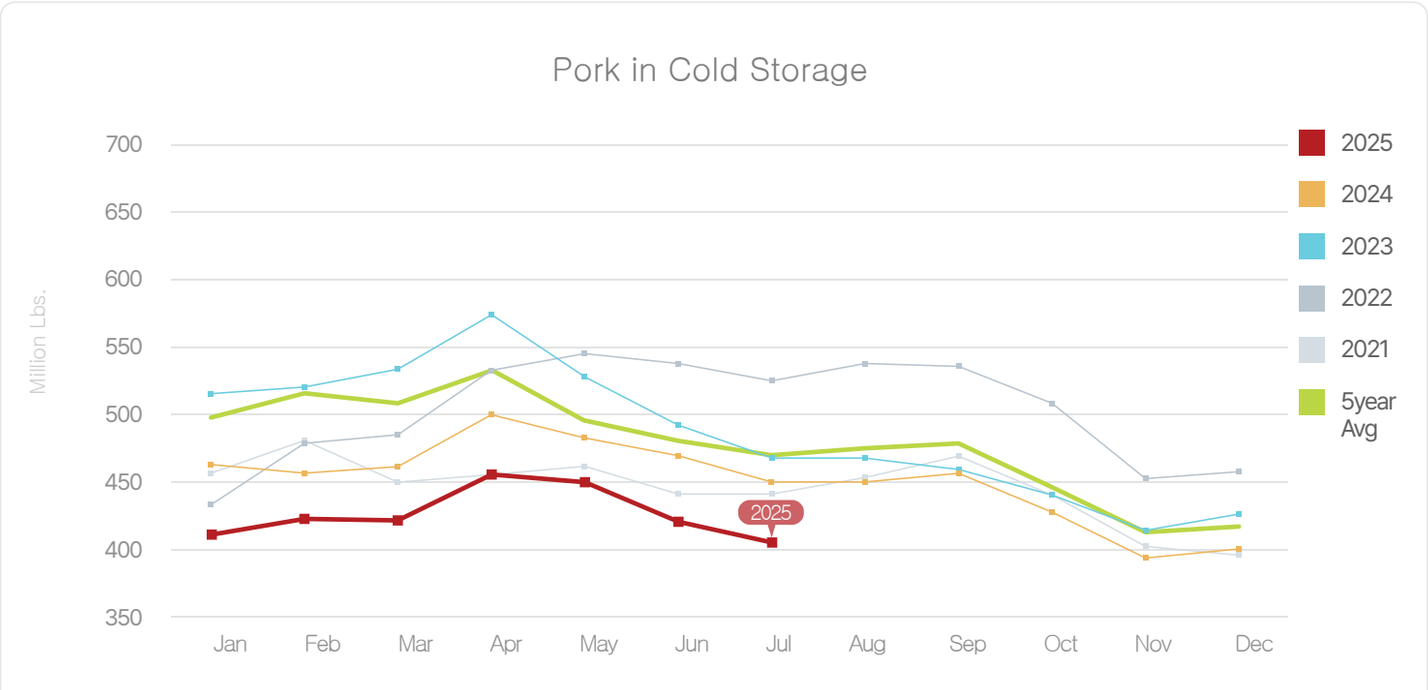

美国牛肉批发价格(美国农业部精选级)

单位：美元/千克，工厂交货价

以下价格信息是美国农业部(USDA)发布的美国国内流通平均批发价，请参考，并留意该价格与出口价格有差异。

IMPS # 产品	8/2	8/9	8/16	8/23	8/30	8月平均
112A Ribeye Roll, boneless, light	20.73	27.10	29.14	30.41	31.62	27.80
114 Shoulder clod	8.43	8.80	9.31	9.35	9.21	9.02
116A Chuck Roll neck-off	9.52	10.55	11.99	13.50	14.27	11.97
120 Brisket, boneless	9.21	9.88	10.28	10.69	10.55	10.12
123A Short Rib	13.25	13.26	13.95	13.49	14.10	13.61
160 Round, bone-in	-	-	9.52	9.89	9.78	9.73
167A Knuckle, peeled	10.57	10.53	10.71	11.14	11.19	10.83
168 Top Inside Round	9.05	9.63	10.33	10.73	11.05	10.16
170 Gooseneck Round 18-33	8.64	8.59	9.03	9.61	10.00	9.17
180 Strip Loin, boneless. 1x1	14.89	18.48	18.62	18.75	18.97	17.94
184 Loin, top butt, boneless	10.41	14.09	14.19	13.75	13.64	13.22
189A Tenderloin trimmed heavy	30.14	34.72	36.81	39.47	41.02	36.43
193 Flank Steak	19.98	19.95	20.25	20.98	21.33	20.50
Primal cut, Rib	11.61	10.66	12.70	13.35	13.88	12.44
Primal cut, Arm Chuck	6.63	6.75	7.46	7.96	8.11	7.38
Primal cut, Round	7.00	7.15	7.59	7.91	8.07	7.54
Primal cut, Loin	10.44	9.17	10.84	10.93	10.90	10.46

牛上脑

$/Kg

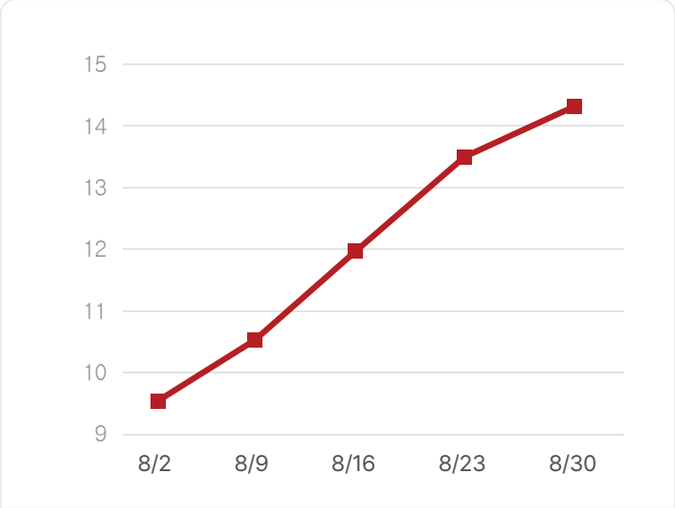

123A 牛小排(带骨)

$/Kg

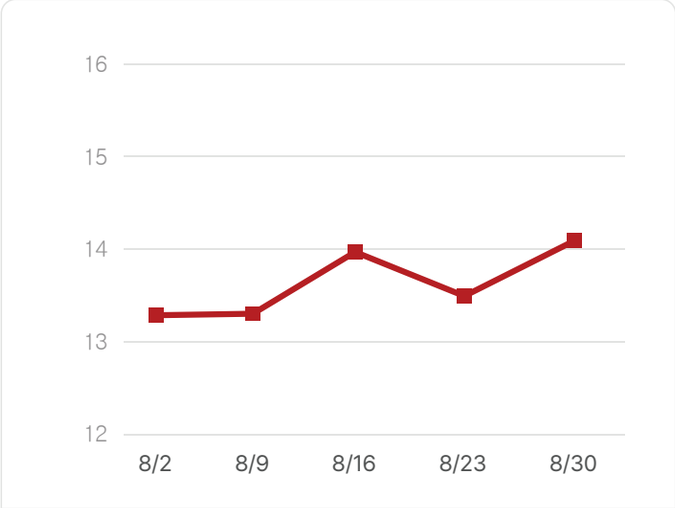

美国猪肉批发价格

单位：美元/千克，工厂交货价

以下价格信息是美国农业部(USDA)发布的美国国内流通平均批发价，请参考，并留意该价格与出口价格有差异

BPN # 产品	类似 IMPS#	8/2	8/9	8/16	8/23	8/30	8月平均
U40 Loin, trim	410	2.56	2.58	2.48	2.47	2.46	2.51
U41 Tenderloin, 1.25 down	415	4.37	4.30	4.35	10.91	4.32	5.65
U50 Picnic, smkr trm combo	405	2.50	2.39	2.42	2.34	2.47	2.42
U42 Boston butt trim	406	2.63	2.57	2.70	2.92	3.01	2.77
U44 Sparerib. 25#/dn-lgt	416	3.38	3.66	3.59	3.65	3.67	3.59
U46 Ham, bone in trimmed	401	2.87	2.87	2.65	2.59	2.61	2.72
U48 Belly, skin-on, fresh	408	4.69	4.75	4.69	4.73	4.70	4.71

U54 Front Feet, Toes on	420	1.29	1.21	1.31	1.19	1.65	1.33
U51 Neck Bones	421	0.80	0.77	0.82	1.16	1.13	0.94
Cheek Meat, trimmed	N/A	2.47	2.47	2.47	2.47	2.36	2.45
AI Backribs 2.0#/up 1 pc Vac, FZN	422	6.59	5.69	9.77	–	5.69	6.94

胴体价格

单位：美元/千克，工厂交货价

	8/2	8/9	8/16	8/23	8/30	8月平均
Beef Carcass	787.47	803.07	821.33	838.88	849.60	820.07
Pork Carcass	255.68	257.33	256.01	249.59	248.47	253.42

牛胴体

$/100Kg

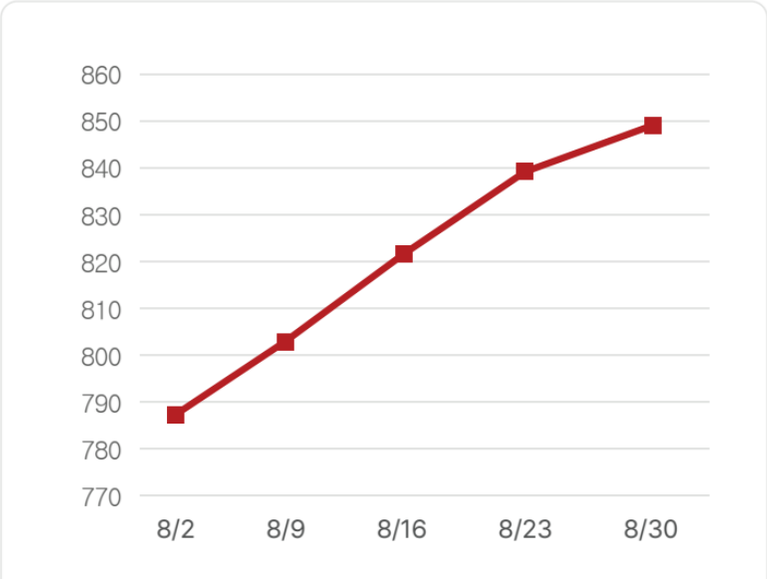

猪胴体

$/100Kg

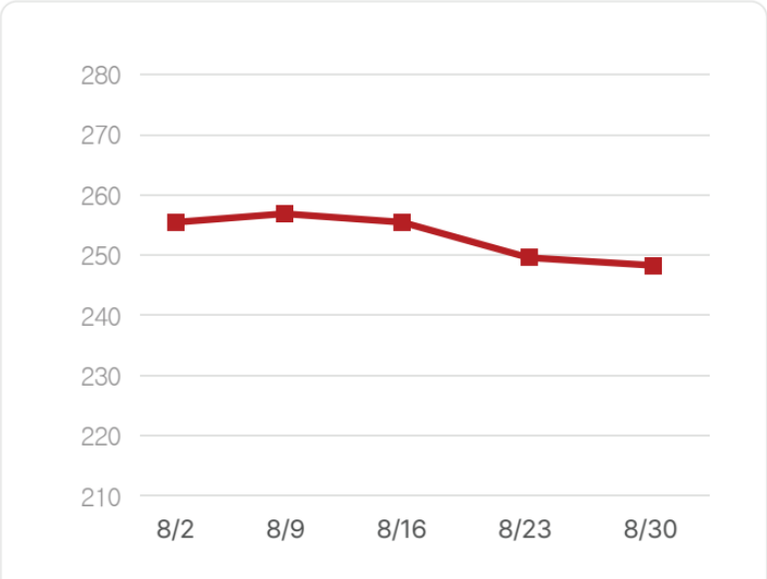

来源：USDA/FAS

禁止擅自摘录和刊登在MEF NEWSLINE上的所有文章。 必要时请一定要事先取得批准。

本邮件是根据会员注册时提供的信息发送给顾客的NEWSLINE邮件服务。
如果您不想接收邮件，请登录网站后，在修改会员信息时，在“MEF NEWSLINE”拒绝接收电子邮件栏中进行确认。

美国肉类出口协会

编辑：美国肉类出口协会北京代表处
北京市朝阳区亮马桥路42号 光明饭店写字楼303室
电话：+86 10 8441 8455

Published by U.S. Meat Export Federation (USMEF) 2025

MEF NEWSLINE

www.usmef.org.cn

UPDATE 2025. 9. 5

U.S. beef market trends

U.S. Beef Market Trends

The Choice beef cutout increased by 1.5% from last week to reach a new record high of $4.13/lb., which was up 33% from last year and up 31% from 2023. Prices continued to be supported by strong demand and lower production levels going into the holiday weekend.

The Choice/Select spread narrowed slightly from $25.15/cwt last week to $24.73/cwt this week, which compares to $12.61/cwt last year and $24.79/cwt in 2023.

Compared to last week, values increased for the Choice rib (+4%), round (+2%), and chuck (+2%) primal, while the Choice loin, brisket, and flank primal values were steady. The Choice short plate primal decreased by 1%.

Choice heavy boneless ribeye prices have been trending higher over the past seven weeks, and prices increased by 4% this week to an average of $14.37/lb., which was up 49% from last year and up 24% from 2023. This was the highest price since last December, and prices reached a record high of $15.14/lb. that month.

Choice tenderloin prices reached a new record this week, while Choice ribeye prices were the highest since last December's record highs. Choice trimmed heavy tenderloin prices have been increasing over the past six weeks, and this week, prices increased by 3.9% from last week to a record high $18.65/lb., which was up 54% from last year and up 25% from 2023. The previous record high was $18.33/lb. in June 2021. Choice tenderloin and ribeye typically ease seasonally after the Labor Day holiday before increasing again in Q4 for the end of the year holidays.

Choice chuck roll prices have increased over the past six weeks, and over the last month, prices increased by 46%. Prices increased by 6% just this week and reached a record high of $6.49/lb., which was up 59% from last year and up 61% from 2023. Chuck roll prices typically

U.S. beef market trends

Cutout

Unit: Dollar/pound

$ 4.13 ^ **$ 0.06**

Previous week $4.07

Slaughter Number

Unit: Head

565,000 ^ **2.5 %**

Previous week 551,000

Beef Production

Unit: Pound

488.4 million ^ **2.6 %**

reach their annual price peak in October.

50% beef trim prices increased from mid-May through mid-July and reached a record high of $2.62/lb. seven weeks ago as prices surged in July as fed beef production dropped off sharply and as seasonal demand for ground beef also supported prices. Prices have since adjusted lower and prices decreased by 7% this week to an average of $1.70/lb., which was up 22% from last year and up 24% from 2023.

90% beef trim prices increased by 0.9% from last week to a new record high of $4.32/lb. this week, which was up 15% from last year and up 42% from 2023. Demand remains strong and supplies are tighter for domestic lean beef due to smaller cow slaughter, and trim imports are now be subject to at least 10% added reciprocal duties for all suppliers except Canada and Mexico. Imported 90% beef trim prices reached a record high of $3.72/lb. this week, which was up 26% from last year and up 52% from 2023.

Weekly estimated beef production was 488.4 million lbs., up 2.6% from last week (#1) and down 6.9% from last year. Year-to-date 2025 beef production was down 2.9% year-over-year.

Weekly estimated slaughter was 565,000 head, up 2.5% from last week (#2) but down 8.4% from last year. 2025 year-to-date cattle slaughter was down 5.8% year-over-year.

Live weights averaged 1,415 lbs., steady with last week and up 21 lbs. from last year. Dressed weights averaged 866 lbs., steady with last week and up 14 lbs. from last year.

Cash steer prices were record high at $244.92/cwt, which was up 0.9% from the previous Friday. This Friday, cash steer prices edged down $1.48/cwt from last week's record to $243.44/cwt. Live cattle futures contracts traded at new contract highs this week: August: $241.90 (+$1.95 from last Friday), October: $239.65 (+$1.77), and December: $240.78 (+$1.63).

From August 15 to 21, 2025, U.S. beef exports increased 4% from the previous week, to 11,483 tons, of which exports to China was zero.

Previous week 476.1million

Live Cattle

Unit: Dollar/100 pound

$ 243.44 ⌄ $ 1.48

Previous week $244.92

#1 USDA revised last week data to 476.1 million lbs

#2 USDA revised last week data to 551,000 head

Ton

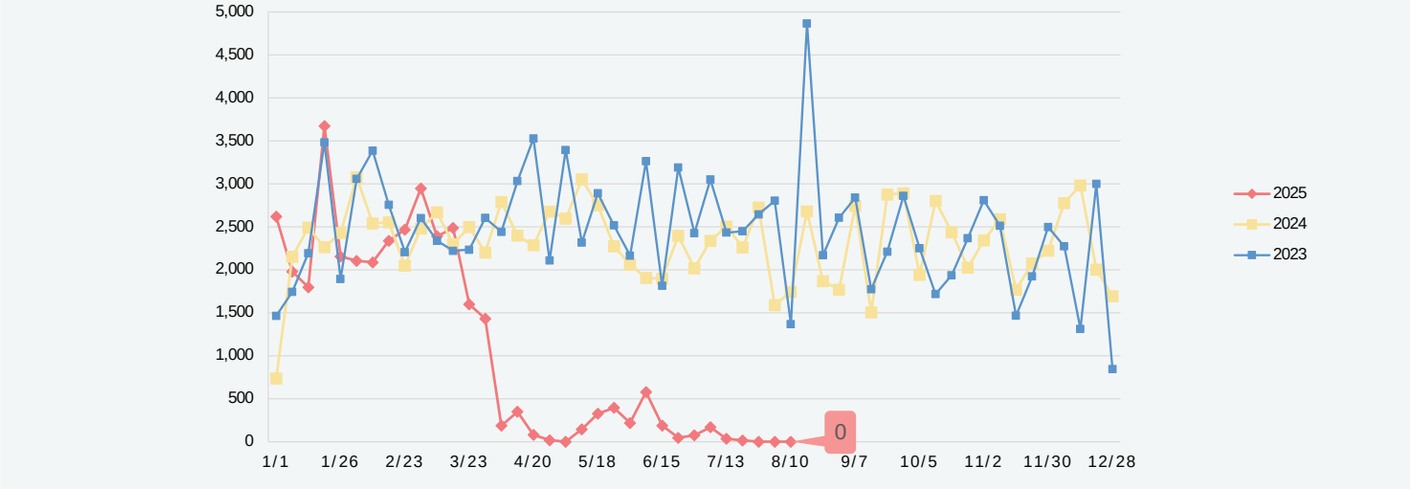

*Note: Update August 21, 2025./ *Exports from January 1 to August 21, 2025 totaled 34,950 tons

Beef Primal Values

Dollar/pound

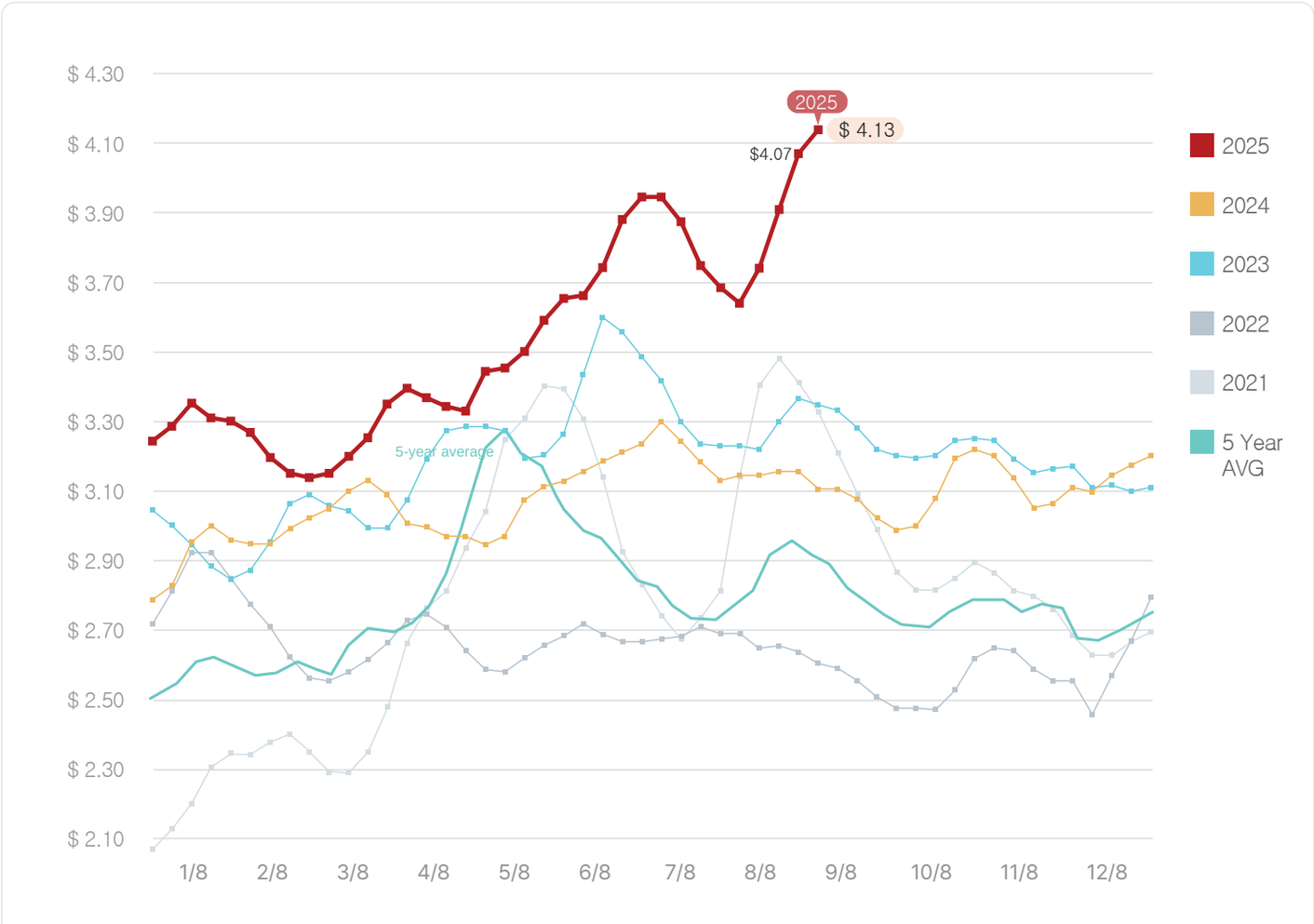

Beef Primal Values

Dollar/pound

Beef	Choice cutout	Select cutout	CHOICE							
			Rib	Chuck	Round	Loin	Brisket	Short Plate	Flank	50CL trim
9/1/2023	3.15	2.90	5.17	2.62	2.69	3.96	2.64	2.13	1.73	1.37
8/30/2024	3.11	2.98	4.72	2.71	2.77	3.77	2.53	2.24	1.82	1.39
8/29/2025	4.13	3.88	6.31	3.69	3.67	4.95	3.43	2.73	2.37	1.70
Compared to 2024	33%	30%	34%	36%	32%	31%	36%	22%	30%	22%
Compared to 2023	31%	34%	22%	41%	36%	25%	30%	28%	37%	24%

Note: The above price is a wholesale price in the United States based on the primal and may differ from export prices

U.S. pork market trends

U.S. Pork Market Trend

The pork cutout trended higher from mid-May through late June and reached $1.21/lb. at the end of June, which was the highest level since August 2022. The cutout has since moved seasonally lower, and this week, it edged down just 0.4% from last week to $1.13/lb., which was up 18% from last year and up 21% from 2023.

Production is seasonally lower in the summer months (June – August) at a time when demand for many items peaks in June and July, and this year, seasonally lower production along with lower year-over-year production is supporting prices as we head into the Labor Day holiday. Weekly pork production levels have been below last year for the last sixteen weeks. Pork production was down 2.0% from last year this week, and for the last four weeks, production has averaged down 3.1%.

Compared to last week, values were higher for the rib (+4%), picnic (+4%), and butt (+2%) primals, while the belly, loin, and ham primals each trended 2% lower.

After spiking to $1.21/lb. in mid-June, heavy bone-in ham prices increased again from mid-July through three weeks ago, when they again reached $1.21/lb., the highest level since 2014. Prices adjusted seasonally lower over the past two weeks and decreased by 13% over those two weeks to an average of $1.06/lb. last week. Prices held steady at $1.06/lb. this week, which was up 12% from last year and up 22% from 2023.

As has been reported in recent weeks, spot boneless, boxed rollout ham prices have been volatile on thin trading volumes. The trading volume was 40,000 lbs. this week, down from the recent high of 109,000 lbs. last week, but up from 28,000 lbs. two weeks ago. Prices traded in a range between $1.74 and $2.36/lb. this week, for a weighted average of $1.80/lb. This was down 15% from two weeks ago when prices reached the highest level since 2021, but this week's price was up 1% from last week. Prices were up 19% from last year and up 10% from 2023 this week.

Prices for wholesale frozen medium trimmed spareribs increased by 5% from last week heading into the Labor Day holiday weekend. Prices averaged $1.66/lb. this week, up 19% from last year and up 25% from 2023. This was the highest weekly price in four weeks. At the end of July, stocks of pork ribs in cold storage were down 13% from the previous 5-year average.

Weekly estimated pork production was 499.5 million lbs., down 1.0% from last week (#1) but down 2.0% from last year.

Weekly hog slaughter was estimated at 2.391 million head, down 0.8% from last week(#2) but down 1.5% from last year.

Live weights averaged 280 lbs., down 1 lb. from last week and down 2 lbs. from last year. Dressed weights averaged 209 lbs., steady with last week and down 1 lb. from last year.

Last Friday, cash hog prices edged down 0.2% from the previous Friday, and this Friday, prices decreased by $2.75/cwt from last week to $104.91/cwt. Lean hog futures contracts traded higher through the week, and the further out contracts reached new contract highs on Friday: October: $95.03 (+$3.83 from last Friday), December: $87.40 (+$3.02), February: $89.63 (+$2.50), and April: $92.45 (+$2.32).

From August 15 to 21, 2025, U.S. pork exports decreased 10% from the previous week, to 25,599 tons, of which exports to China were 2,273 tons, down 9% from the previous

U.S. pork market trends

Cutout

Unit: Dollar/pound

$ 1.13 **$ 0.00**

Previous week $1.13

Slaughter Number

Unit: Head

2.391 million ∨ **0.8 %**

Previous week 2.411million

Pork Production

Unit: Pound

499.5 million ∨ **1.0 %**

Previous week 545.0million

Live Hog

Unit: Dollar/100 pound

$ 104.91 ∨ **$ 2.75**

Previous week $107.66

#1 USDA revised
last week data to 545 million lbs

#2 USDA revised
last week data to 2.411 million head week.

Ton

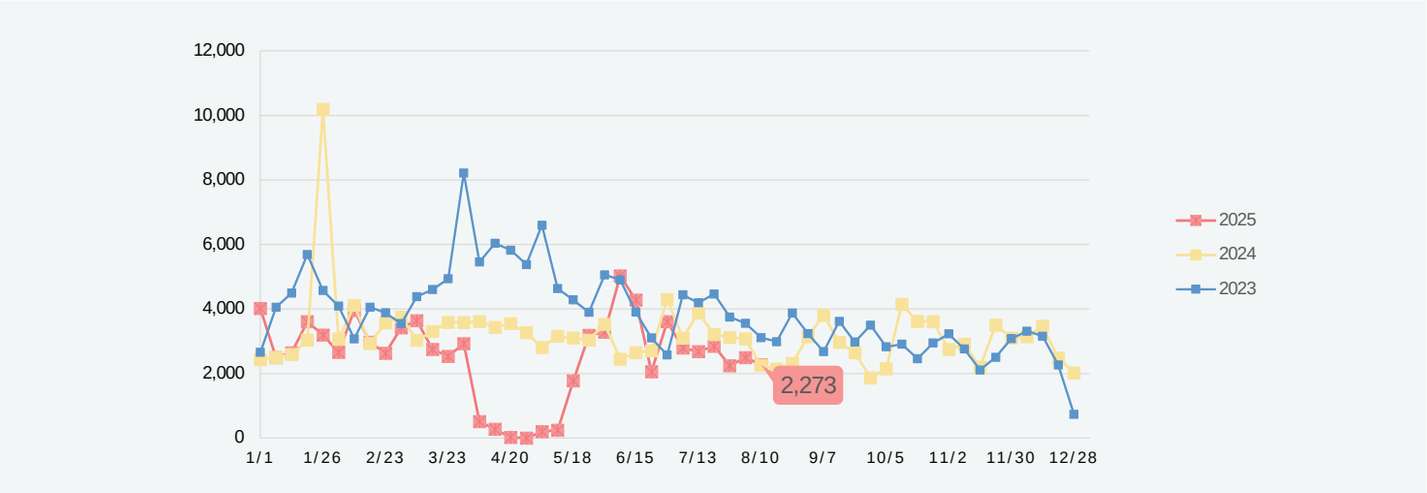

*Note: Update August 21, 2025./ *Exports from January 1 to August 21, 2025 totaled 83,630 tons

Pork Cutout Weekly Price

Dollar/pound

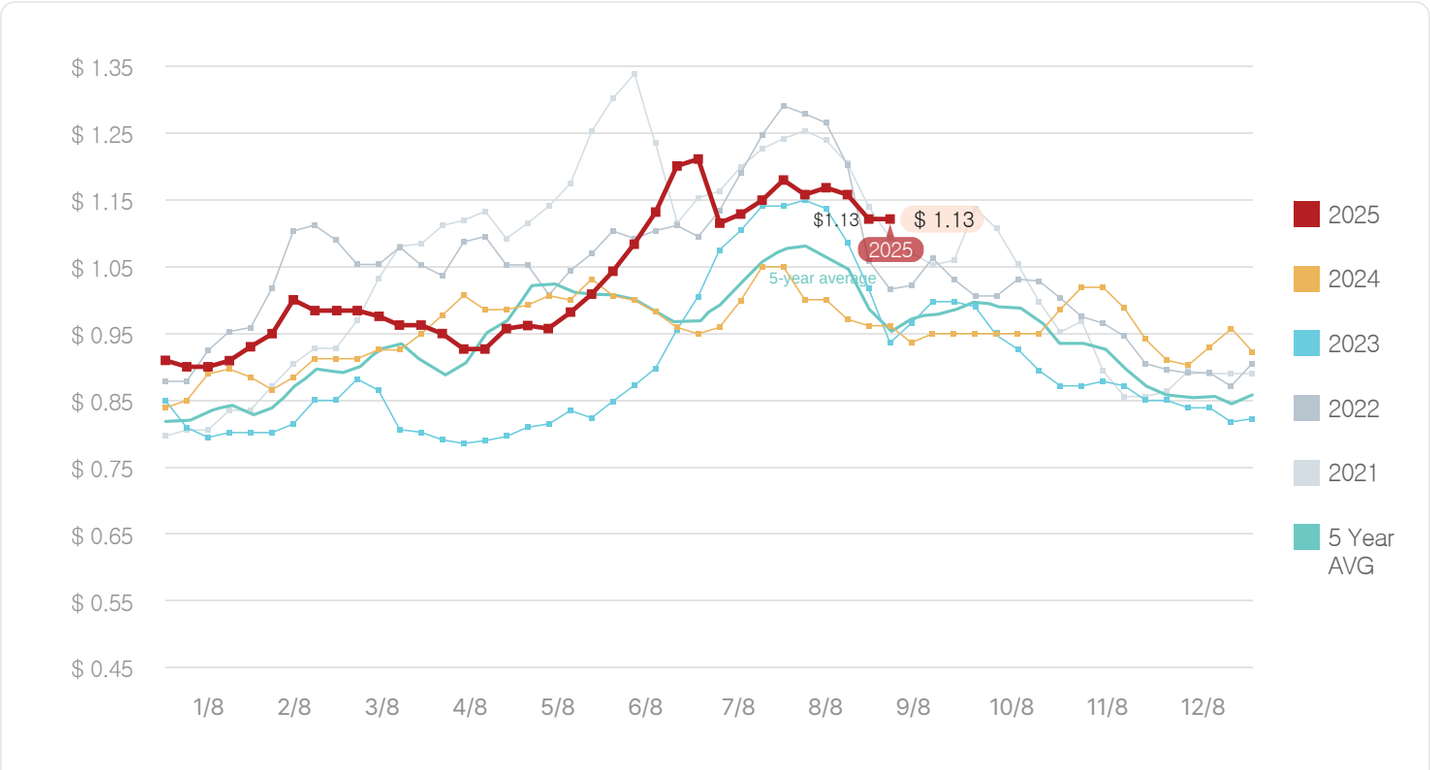

Pork Primal Values

Dollar/pound

Pork	Cutout	Loin	Butt	Picnic	Rib	Ham	Belly
9/1/2023	0.93	0.95	1.16	0.76	1.12	0.86	1.19
8/30/2024	0.96	0.94	1.08	0.77	1.29	0.90	1.27
8/29/2025	1.13	0.96	1.23	0.90	1.71	1.02	1.82
Compared to 2024	18%	2%	14%	17%	32%	14%	43%
Compared to 2023	21%	1%	6%	18%	53%	19%	53%

Note: The above price is a wholesale price in the United States based on the Big rib(primal) and may differ from export prices.

USDA Status Report

USDA Release New Reports

The U.S. Department of Agriculture (USDA) released its Cold Storage report last week, based on data as of July 31. According to the report, total beef inventories in cold storage amounted to 397.8 million pounds, down 1% from the previous month but up 1% from a year ago. Pork inventories totaled 404.6 million pounds, down 3% from the previous month and 11% from a year ago.

Beef in Cold Storage

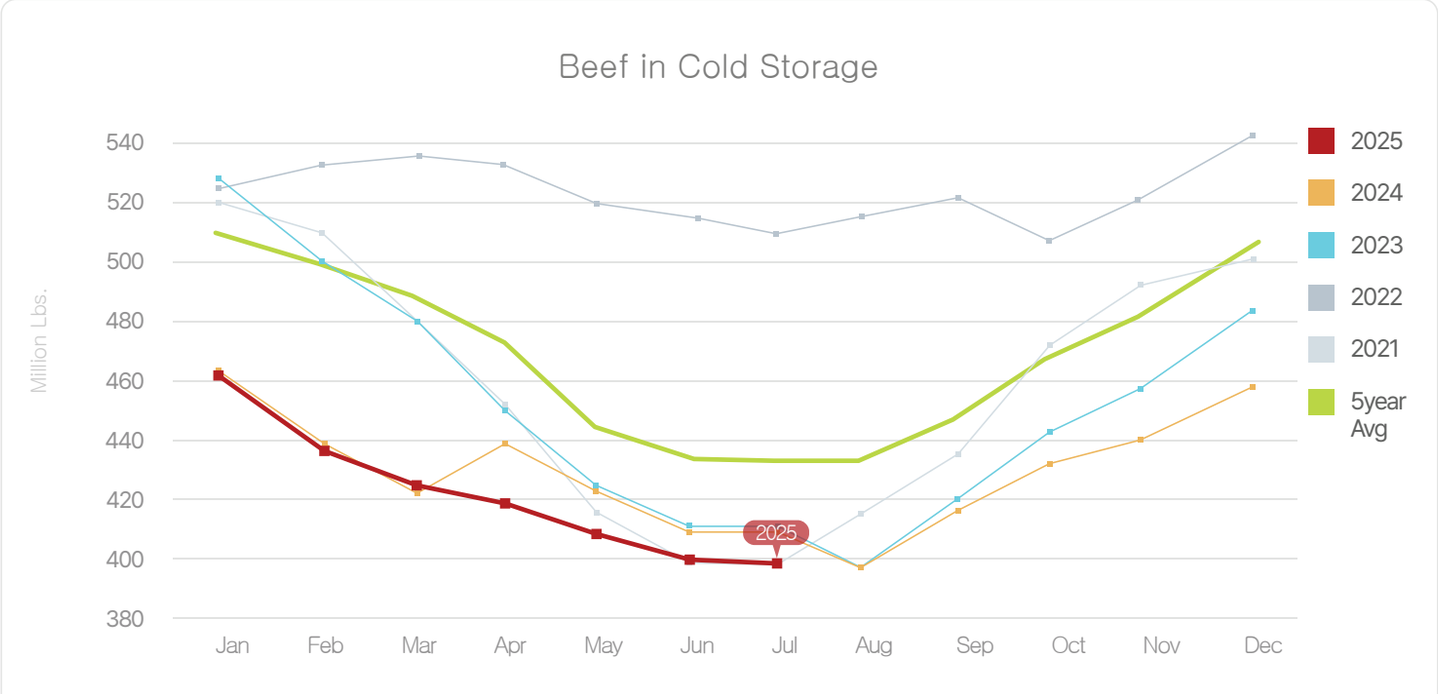

Pork in Cold Storage

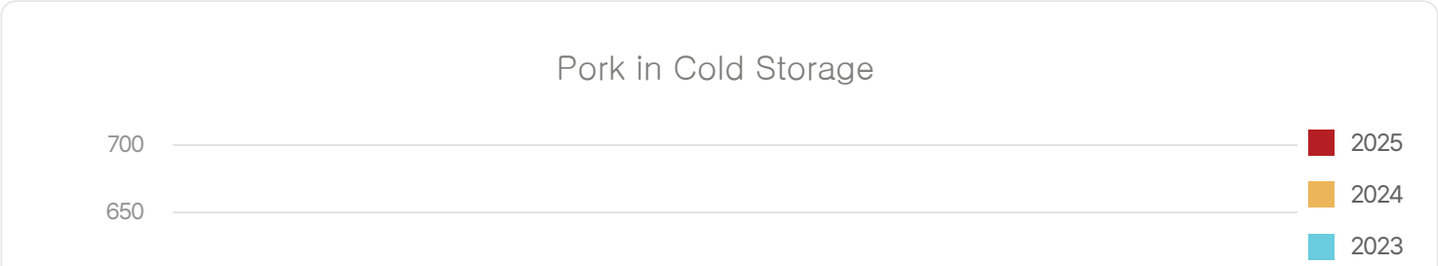

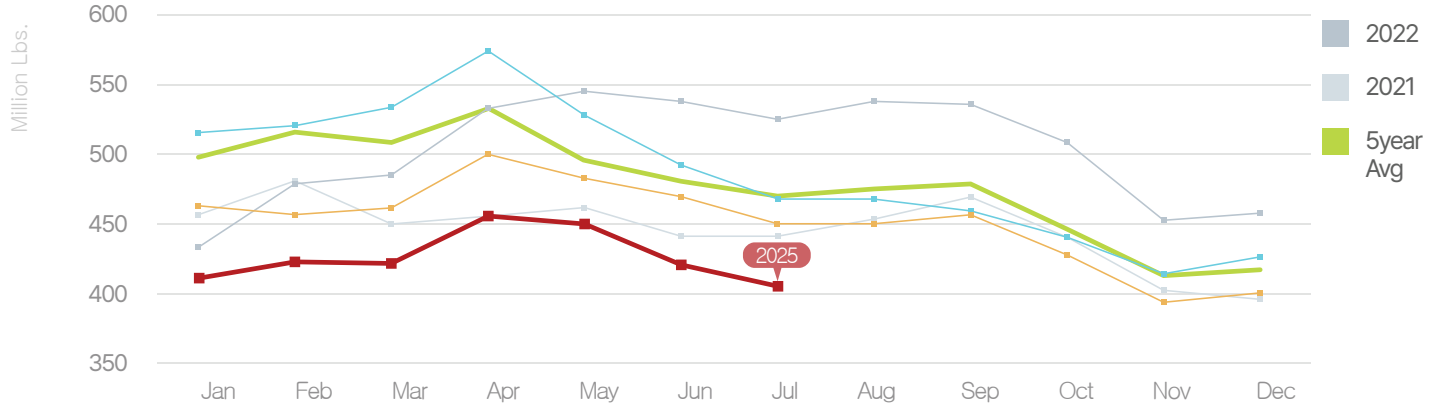

U.S. Beef Wholesale Prices (USDA CHOICE GRADE)

Unit : US $/kg, FOB Plant

Please note that the price information below is the average wholesale price for distribution in the U.S. as announced by the U.S. Department of Agriculture (USDA) and may differ from export prices.

IMPS # Item	8/2	8/9	8/16	8/23	8/30	August Average
112A Ribeye Roll, boneless, light	20.73	27.10	29.14	30.41	31.62	27.80
114 Shoulder clod	8.43	8.80	9.31	9.35	9.21	9.02
116A Chuck Roll neck-off	9.52	10.55	11.99	13.50	14.27	11.97
120 Brisket, boneless	9.21	9.88	10.28	10.69	10.55	10.12
123A Short Rib	13.25	13.26	13.95	13.49	14.10	13.61
160 Round, bone-in	-	-	9.52	9.89	9.78	9.73
167A Knuckle, peeled	10.57	10.53	10.71	11.14	11.19	10.83
168 Top Inside Round	9.05	9.63	10.33	10.73	11.05	10.16
170 Gooseneck Round 18-33	8.64	8.59	9.03	9.61	10.00	9.17
180 Strip Loin, boneless. 1x1	14.89	18.48	18.62	18.75	18.97	17.94
184 Loin, top butt, boneless	10.41	14.09	14.19	13.75	13.64	13.22
189A Tenderloin trimmed heavy	30.14	34.72	36.81	39.47	41.02	36.43
193 Flank Steak	19.98	19.95	20.25	20.98	21.33	20.50
Primal cut, Rib	11.61	10.66	12.70	13.35	13.88	12.44
Primal cut, Arm Chuck	6.63	6.75	7.46	7.96	8.11	7.38
Primal cut, Round	7.00	7.15	7.59	7.91	8.07	7.54
Primal cut, Loin	10.44	9.17	10.84	10.93	10.90	10.46

Beef Chuck Roll

$/Kg



123A Short Rib

$/Kg



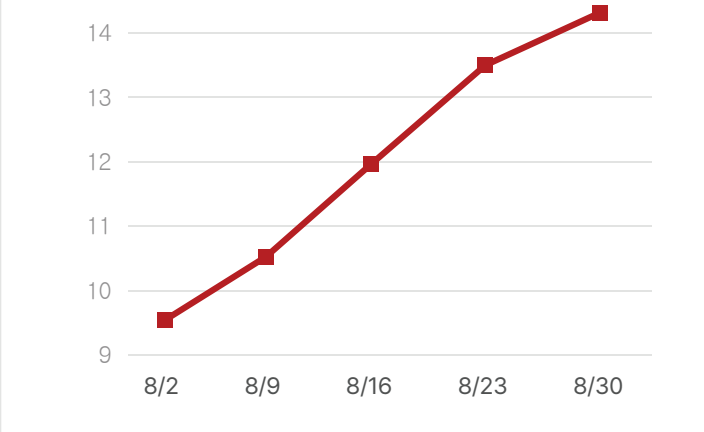

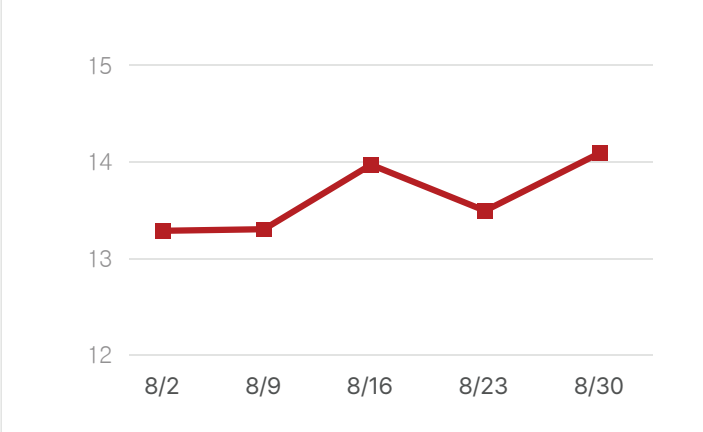

U.S. Pork Wholesale Prices

Unit : US $/kg, FOB Plant

Please note that the price information below is the average wholesale price for distribution in the U.S. as announced by the U.S. Department of Agriculture (USDA) and may differ from export prices.

BPN # Item	Similar IMPS#	8/2	8/9	8/16	8/23	8/30	August Average
U40 Loin, trim	410	2.56	2.58	2.48	2.47	2.46	2.51
U41 Tenderloin, 1.25 down	415	4.37	4.30	4.35	10.91	4.32	5.65
U50 Picnic, smkr trm combo	405	2.50	2.39	2.42	2.34	2.47	2.42
U42 Boston butt trim	406	2.63	2.57	2.70	2.92	3.01	2.77
U44 Sparerib. 25#/dn-lgt	416	3.38	3.66	3.59	3.65	3.67	3.59
U46 Ham, bone in trimmed	401	2.87	2.87	2.65	2.59	2.61	2.72
U48 Belly, skin-on, fresh	408	4.69	4.75	4.69	4.73	4.70	4.71
U54 Front Feet, Toes on	420	1.29	1.21	1.31	1.19	1.65	1.33
U51 Neck Bones	421	0.80	0.77	0.82	1.16	1.13	0.94
Cheek Meat, trimmed	N/A	2.47	2.47	2.47	2.47	2.36	2.45
AI Backribs 2.0#/up 1 pc Vac, FZN	422	6.59	5.69	9.77	-	5.69	6.94

CARCASS PRICE

Unit : US $/kg, FOB Plant

	8/2	8/9	8/16	8/23	8/30	August Average
Beef Carcass	787.47	803.07	821.33	838.88	849.60	820.07
Pork Carcass	255.68	257.33	256.01	249.59	248.47	253.42

Beef Carcass

$/100Kg

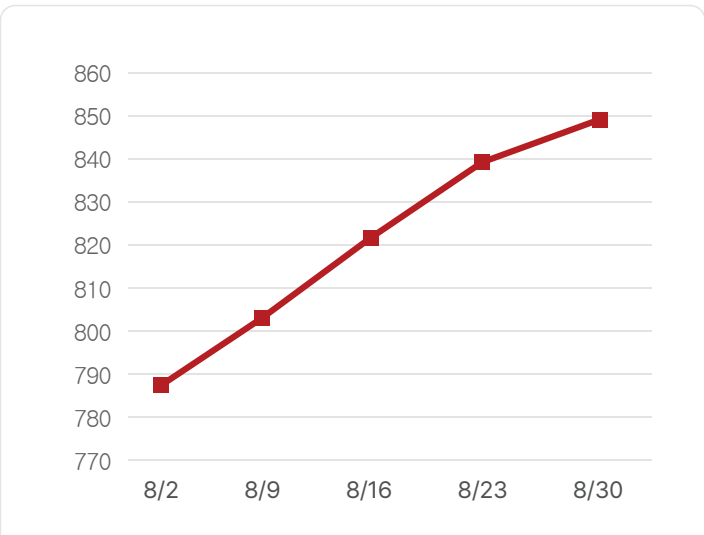

Pork Carcass

$/100Kg

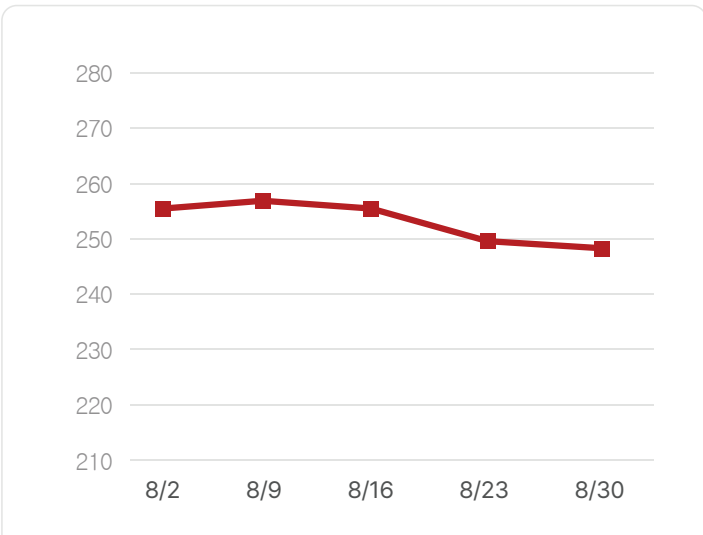

Souce: USDA/FAS

Unauthorized extraction and publication of all articles on MEF NEWSLINE is prohibited.
Please be sure to obtain permission in advance if necessary.

U.S. Meat Export Federation

U.S. Meat Export Federation, Beijing Representative Office
Suite 303, 3rd Floor, Guangming Hotel Office Bldg., No.42 Liangmaqiao Road, Chaoyang District, Beijing 100125, China
Tel: +86 10 8441 8455