美国红肉新闻纵览
www.usmeat.org.cn
编辑：美国肉类出口协会北京代表处
北京市朝阳区光华路甲8号和乔大厦C座6层
电话：+86 10 8440 8400
对新订阅感兴趣？请发送电子邮件至info@usmeat.org.cn
2024. 12. 27
VOL. 15

美国牛肉市场动向

本周概览指牛胸体综合价环比上涨0.96美元/cwt或0.5%至251.63美元/cwt，连续三周录得高涨势头。这得益于出口和国内需求的双重支撑。

本周整体交易量保持稳定态势，反映出市场在经历前期调整后逐步进入平衡状态。具体来看，国内需求表现出一定韧性，但出口需求则呈现出明显的分化特征。2024年12月20日当周，美国牛肉出口量为20,284吨，较前一周减少了2,331吨，降幅达10.3%。

本周大部分规格的胸体价格均录得涨幅，其中Choice级别的Round（后腿臀肉）涨幅最为显著，达到2.86美元/cwt，较前一周上涨2.3%。Select级别的Chuck（肩肉）涨幅则为2.66美元/cwt，涨幅为2.3%。Choice级别的Ribeye（眼肉）价格为5.23美元/cwt，较前一周上涨2.0%。

受到冬季节日需求支撑，高端规格表现尤为突出。Choice级别的Tenderloin（菲力）价格为3.41美元/cwt，较前一周上涨2.4%。Choice级别的Striploin（西冷）价格为2.86美元/cwt，较前一周上涨1.4%。

从整个胸体结构来看，高端规格的价值占比进一步提升，本周Choice级别占比为54.6%，较前一周上涨0.3个百分点。Select级别占比为45.4%，较前一周下降0.3个百分点。

本周牛肉产量预估为10.52亿磅，环比增加0.3%。同比增加0.4%。具体牛肉产量预估为4.35亿磅，环比减少0.3%，同比减少0.2%。牛犊牛产量预计为1.52亿磅，环比增加1.3%，同比增加1.2%。

本周牛肉平均价格为每磅4.00美元，环比增加0.5%，同比增加0.3%。其中Choice级别平均价格为每磅4.52美元，环比增加0.4%，同比增加0.2%；Select级别平均价格为每磅3.48美元，环比增加0.6%，同比增加0.4%。

本周牛肉进口量预估为2.07亿磅，环比减少1.2%，同比减少0.8%。进口牛肉主要来源为澳大利亚（占进口总量的35%）、新西兰（占进口总量的28%）和加拿大（占进口总量的18%）。本周进口牛肉平均价格为每磅4.12美元，环比减少0.3%，同比减少0.1%。

本周出口牛肉量预估为1.02亿磅，环比减少2.1%，同比减少1.5%。出口牛肉主要目的地为日本（占出口总量的32%）、韩国（占出口总量的21%）和墨西哥（占出口总量的15%）。本周出口牛肉平均价格为每磅5.23美元，环比增加0.2%，同比增加0.1%。

本周牛肉库存量预估为3.15亿磅，环比减少0.8%，同比减少1.1%。其中冷藏牛肉库存量预估为1.89亿磅，环比减少0.5%，同比减少0.9%；冷冻牛肉库存量预估为1.26亿磅，环比减少1.2%，同比减少1.4%。

胸体综合价	
$ 3.17	▼ $ 0.03
前一周 $3.20	环比 -0.9%
屠宰数量	
61.7万	▼ 1.3 %
前一周 62.5万	环比 -1.
牛肉产量	
5.347亿	▲ 1.4 %
前一周 5.272亿	环比 +1.
活牛价格	
$ 194.93	▲ $ 0.62
前一周 $194.31	环比 +0.3%同期

美国对中国周度牛肉出口量

*注：2024年12月27日数据，（2024年1月1日至12月27日），自2022年1月1日起YOY

周度牛胸体综合价

牛肉初级分割品价格

CHOICE										
Beef	Choice Carcass	Select Carcass	Rib	Chuck	Round	Loin	Brisket	Short Plate	Flank	SOCL
12/23/2022	2.66	2.39	5.23	2.12	2.06	3.41	1.89	1.61	1.42	0.97
12/22/2023	2.96	2.62	5.81	2.30	2.06	3.83	2.51	1.67	1.27	0.50
12/26/2024	3.17	2.87	6.22	2.52	2.55	3.91	2.65	1.89	1.46	0.77
与去年相比	9%	9%	7%	10%	24%	2%	5%	13%	15%	55%
与2021年相比	19%	20%	19%	19%	24%	15%	40%	18%	3%	-20%

注：占进胸体加权除外基础规格，且是美国肉类指南规格。我减与前10年的季节差异

美国猪肉市场动向

胸体综合价	
$ 0.96	▲ $ 0.03
前一周 $0.93	环比 +3.2%
屠宰数量	
258.1万	▲ 0.8 %
前一周 256.0万	环比 +0.
猪肉产量	
5.577亿	▲ 1.1 %
前一周 5.516亿	环比 +1.
生猪价格	
$ 76.95	▼ $ 1.98
前一周 $78.93	环比 -2.5%同期

美国对中国周度猪肉出口量

*注：2024年12月27日数据，（2024年1月1日至12月27日），自2022年1月1日起YOY

周度猪胸体综合价

猪肉初级分割品价格

Pork	Cutout	Loin	Butt	Picnic	Rib	Ham	Belly
12/23/2022	0.86	0.79	1.06	0.88	1.15	0.85	0.96
12/22/2023	0.82	0.83	1.09	0.83	1.16	0.75	0.85
12/26/2024	0.96	0.82	1.10	0.81	1.36	1.02	1.22
与去年相比	16%	0%	1%	-3%	17%	36%	43%
与2021相比	11%	4%	3%	-9%	18%	20%	27%

注：占进胸体加权除外基础规格，且是美国肉类指南规格。我减与前10年的季节差异

美国农业部发布最新屠宰率与育肥生存栏报告

美国农业部发布最新生存栏和屠宰数据报告称2024年育肥牛存栏减少。

2024年12月1日至12月25日这一天，美国生存栏产量达到1,090万辆，与2023年当日这一天相比，减少了1.5%。这一数字低于分析师预期的1,092万辆。2023年12月1日至12月25日，美国育肥牛存栏量为1,106万辆，比2022年同期减少了1.8%。2024年育肥牛存栏减少，可能反映了饲料成本上升和牛肉价格下跌的影响。

2024年12月1日，美国育肥牛屠宰量为210万辆，较2023年同期减少了1.2%。2024年12月1日至12月25日，美国育肥牛屠宰量为1,680万辆，比2023年同期减少了1.5%。

美国育肥牛存栏

美国肉类批发价格(美国农业部格选院)

单位：美元/千克，1千克=2磅

以下价格信息是美国农业部(USDA)每年的周四的电话调查下的，并报告前一天的销售。所报告的价格为现货价格。

IMPS # 产品	11/23	11/30	11月平均	12/7	12/14	12/21
112A Ribeye Roll, boneless, light	30.16	30.97	29.24	31.98	33.31	31.47
114 Shoulder clod	6.95	6.81	6.97	6.82	6.90	7.11
116A Chuck Roll neck-off	8.64	8.74	9.54	8.68	8.92	9.20
120 Brisket, boneless	7.85	7.95	7.70	8.07	8.24	8.52
123A Short Rib	14.16	14.49	14.22	14.28	14.48	14.41
150 Round, bone in	8.49	8.84	8.71	10.57	9.34	8.85
167A Knuckle, peeled	7.68	7.31	6.02	7.41	7.26	7.67
168 Top Inside Round	6.72	6.98	6.83	6.54	6.98	7.26
170 Gooseneck Round 18-33	6.55	6.46	6.76	7.81	6.95	7.23
180 Strip Loin, boneless, 1x1	17.07	17.20	17.27	16.39	15.55	16.65
184 Loin, top butt, boneless	8.75	8.41	8.49	8.64	8.48	8.89
185A Tenderloin trimmed heavy	36.47	37.32	35.53	36.80	36.53	34.53
193 Flank Steak	14.00	14.00	14.89	13.67	13.31	13.69
Primal cut, IRE	12.85	13.64	12.67	13.71	14.19	13.98
Primal cut, Arm Chuck	5.39	5.35	5.61	5.41	5.19	5.54
Primal cut, Round	5.44	5.41	5.60	5.27	5.44	5.61
Primal cut, Loin	8.60	8.62	8.62	8.57	5.37	8.59

牛上脑

$/kg

123A 牛小排(带骨)

$/kg

美国猪肉批发价格

单位：美元/千克，1千克=2磅

以下价格信息是美国农业部(USDA)每年的周四的电话调查下的销售。所报告的价格为现货价格。

IMPS # 产品	前日 IMPS#	11/23	11/30	11月平均	12/7	12/14	12/21
UA3 Loin, trim	415	2.05	2.03	2.11	2.05	2.07	2.08
UA1 Tenderloin, 1.25 down	411	3.78	3.83	3.81	3.52	4.05	3.79
US0 Picnic, enter trim combo	405	2.11	2.09	2.07	2.17	2.10	2.26
UA2 Boston butt trim	406	2.68	2.65	2.65	2.63	2.65	2.76
UA4 Spareribs, 2SA skin-on	416	3.82	3.67	3.66	3.55	4.06	3.79
UA5 Ham, bone in trimmed	401	2.10	2.28	2.20	2.27	2.32	2.54
UA9 Belly, skin on, fresh	408	3.80	5.81	4.43	3.23	2.96	3.00
UA4 Front Feet, bone on	420	2.30	2.42	2.35	2.45	2.26	2.29
US1 Neck Bones	421	0.92	1.48	1.10	1.11	0.99	0.66
Cheek Meat, trimmed	N/A	2.18	2.18	2.19	2.11	2.11	2.05
AI Barbao,2.04Up1.5pc,FZN	422	5.80	6.06	2.37	5.45	5.87	5.69

胴体价格

单位：美元/千克，1千克=2磅

	11/23	11/30	11月平均	12/7	12/14	12/21
Beef Carcass	633.62	641.21	641.73	647.17	649.07	660.00
Pork Carcass	207.33	200.55	214.12	198.73	205.28	211.11

牛胸体

$/100kg

猪胸体

$/100kg

#表：USDAFAS

您此前已经退出订阅了MEP NEWSLINE，如您仍有此意，请发邮件至info@mepnews.com。

本资料系根据美国农业部对国际的供应及贸易的预测而编制。
如有意开展相关业务，请登录美国农业部网站，查阅详细信息。
"MEP NEWSLINE"是指美国电子邮件中的一份通讯。

美国肉类出口协会
编辑：美国肉类出口协会北京代表处
北京市朝阳区光华路甲8号和乔大厦C座6层
电话：+86 10 8440 8400

MEF NEWSLINE
www.sunnet.org.cn
Issued By: U.S. Meat Export Federation,
Beijing Representative Office
Suite 301, 3rd Floor, Guangming Hotel Office Bldg.,
No.42 Longyuangxiao Road, Chaoyang District, Beijing
100125, China
Tel: +86 10 6441 8455
UPDATE: 2024. 12. 27
VOL. 19

U.S. Beef Market Trend

The Choice cutout trended higher for the second consecutive week this week and averaged up $2.03 from last week to $3.17/lb., which was the highest since the beginning of November. The Choice cutout was up 9% from last year and up 23% from 2022.

The Choice/Select spread edged down from $3.03 $/cwt(1) last week to $(0.32)cwt this week, but it was somewhat historically high, and this week's Choice/Select spread was still up from $29.01cwt last year and $28.91cwt in 2022 (*). Adjusted rate export were $33.41 to $33.46).

Values moved higher for the round (+4%), brisket (+3%), chuck (+2%), loin (+1%), and short plate (+1%) primals, while the flank primal value was steady. Rib was increasing from last week's lumber through last week, the Choice rib primal value decreased by 4% from last week.

Prices for Choice heavy boneless beef were a bit lower at $3.11/lb. last week on strong holiday demand, but prices eased 5.5% from last week to an average of $3.40/lb. this week, which was up 16% from last year and up 25% from 2022.

Three weeks ago, Choice trimmed heavy tenderloin prices reached $18.72/lb., which was the highest since last December. Prices edged lower over the past two weeks, and this week, Choice trimmed heavy tenderloin was to an average of $15.66/lb., which was down 5% from last year and down 6% from 2022.

Choice trimmed chuck shoulder clod prices have been moving counter-seasonally higher over the last two weeks. Prices were up 2% from last week and up 5% from two weeks ago at an average of $3.30/lb. this week, which was the highest in almost seven years (since 2017) and 6% from last year and up 24% from 2022.

After reaching the highest level since the start of September last week, prices for 50% beef trim averaged down 3.4% from last week to $0.77/lb. this week, which was up 16% from last year but down 20% from 2022. Prices have been higher year-ago each week for 24 consecutive weeks.

90% beef trim prices have been trending somewhat lower after reaching a record high of $3.76/lb. in late August. Prices averaged $2.33/lb. this week, which was the lowest since November 2020. Prices were up 2% from last year but down 17% from 2022. Prices were down 5% from last week and down 4% from two weeks ago.

Weekly estimated beef production was 534.7 million pounds, up 1.4% from last week and up 1.9% from last year. Weekly estimated slaughter was 617,000 head, up 1.3% from last week but down 0.8% from last year. Year-to-date production and slaughter were down 0.5% and 0.8% respectively from last year.

Live weights averaged 846 lbs., up 1 lb. from last week and up 27 lbs. from last year. Dressed weights averaged 869 lbs., up 1 lb. from last week and up 23 lbs. from last year.

Cash steer prices continued to move higher and edged up $0.01cwt from last Friday to $194.93cwt. The live cattle futures contracts traded at December $191.33 / $4.32 from last Friday), February $188.40 (-$4.63), and April $183.33 (-$2.67).

From December 5 to 12, U.S. beef exports increased 6% from the previous week, to 15,63.0tons, of which exports to China were 2,777 mt, up 25% from the previous week.

Cutout

$ 3.17 ↑ $ 0.03
Previous week $3.14 Unit: Dollars/cwt

Slaughter Number

617.000 ↓ 1.3 %
Previous week 625,000 Unit: Head

Beef Production

534.7 million ↑ 1.4 %
Previous week 527.1Million Unit: Pound

Live Cattle

$ 194.93 ↑ $ 0.62
Previous week $ 194.31 Unit: pound

U.S. Weekly Beef Export to China

Ton

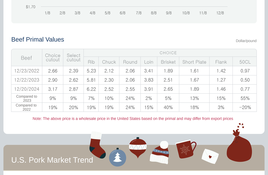

*Note: Update December 12, 2024 / *Exports from January 1 to December 12, 2024 totaled 125,983 tons

Beef Cutout Weekly Price

Dollar/pound

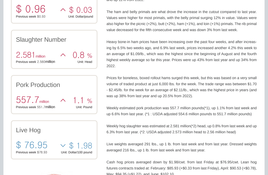

Beef Primal Values

Dollar/pound

Beef Cuts	Choice Yield Grade	Select Yield Grade	Rib	Chuck	Round	Loin	Brisket	Short Plate	Flank	50CL
12/23/2022	2.66	2.39	5.23	2.12	2.06	3.41	1.89	1.61	1.42	0.97
12/2/2023	2.90	2.62	5.81	2.30	2.06	3.83	2.51	1.67	1.27	0.50
12/26/2024	3.17	2.87	6.22	2.52	2.55	3.91	2.65	1.89	1.46	0.77
Compared to 2023	9%	9%	7%	10%	24%	2%	5%	13%	15%	55%
Compared to 2022	19%	20%	19%	19%	24%	15%	40%	18%	3%	-20%

Note: The above price is a wholesale price in the United States based on the primal and may differ from export prices

U.S. Pork Market Trend

Cutout

$ 0.96 ↓ $ 0.03
Previous week $1.01 Unit: Dollars/cwt

Slaughter Number

2.581 million ↓ 0.8 %
Previous week 2.733Million Unit: Head

Pork Production

557.7 million ↑ 1.1 %
Previous week 551.1Million Unit: Pound

Live Hog

$ 76.95 ↑ $ 1.98
Previous week $75.10 Unit: Dollar/100 pound

The pork cutout has been rebounding over the past two weeks, and this week, the cutout increased by $0.03 from last week to an average of $0.96/lb., which was up 33% from last year and up 12% from 2022.

The ham and belly primals are what drove the increase in the cutout compared to last year. Values were higher for the ham and loin primals, with the belly primal surging 23% in value. Values were also higher for the picnic (+2%), butt (+2%), ham (+1%), and loin (+1%) primals. The rib primal value decreased for the fifth consecutive week and was down 3% from last week.

Heavy barrow in ham prices have increased over the past four weeks, and after increasing by 0.5% from last week, up 6.9% last week, prices increased another 4.0% this week to an average of $1.09/lb., which was the highest since the beginning of March 2022. Prices were up 16% from last year and up 4% from 2022.

Prices for boneless, tenderloin-trimmed loins surged this week, but this was based on a very small volume of traded product at just $1,000 lbs. for the week. The trade range was between $1.75 and $2.50/lb. Prices were down 5% from last year and down 12% from 2022.

Weekly estimated pork production was 557.7 million pounds(*), up 1.1% from last week and up 0.6% from last year. (*) USDA adjusted 554.6 million pounds to 553.7 million pounds.

Weekly hog slaughter was estimated at 2,581 million(*) head, up 0.8% from last week and up 0.3% from last year. (*) USDA adjusted 2.573 million head to 2.56 million head.

Carcass weights averaged down by 35.0lb/cwt. from last Friday at 975.0lb/cwt. Lean hog futures contracts traded at February 985.0 (+$0.33 from last Friday), April 984.53 (+$0.76), May 984.33 (+$1.02), and June 1010.33 (+$1.02).

From December 5 to 12, U.S. pork exports decreased 7% from the previous week, to 31,552 tons, of which exports to China were 3,443 mt, up 1% from the previous week.

U.S. Weekly Pork Export to China

Ton

*Note: Update December 12, 2024 / *Exports from January 1 to December 12, 2024 totaled 161,942 tons

Pork Cutout Weekly Price

Dollar/pound

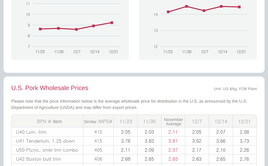

Pork Primal Values

Dollar/pound

Pork	Cutout	Lean	Butt	Picnic	Rib	Ham	Belly
12/23/2022	0.86	0.79	1.06	0.88	1.15	0.85	0.96
12/22/2023	0.82	0.83	1.09	0.83	1.16	0.75	0.85
12/26/2024	0.96	0.82	1.10	0.81	1.36	1.02	1.22
Compared to 2023	16%	0%	1%	-3%	17%	36%	43%
Compared to 2022	11%	4%	3%	-9%	18%	20%	27%

Note: The above price is a wholesale price in the United States based on the dog-shipment and may differ from export prices.

USDA Released Updated Report

USDA released its Livestock Slaughter report as of November 30 and its Cattle on Feed report as of December 1.

In November, when there was one fewer production day than in 2023, U.S. beef production fell 3% year-over-year on 2.22 billion pounds, monthly slaughter fell 6% year-over-year to 2.57 million head, and live weight increased 38 pounds year-over-year to 1,425 pounds.

US pork production fell 2% year-over-year to 2.59 billion pounds, monthly slaughter fell 3% year-over-year to 10.8 million head, and live weight was unchanged at 289 pounds.

The number of cattle in feedlots with 1,000 or more head of cattle in the US decreased by 0.3% year-over-year to 12 million head of cattle, while placement in November decreased by 2.7% to 1.6 million head of cattle and marketing of fed cattle decreased by 1.5% year-over-year to 1.73 million head.

U.S. Cattle on Feed Inventory

U.S. Beef Wholesale Prices (USDA CHOICE GRADE)

Unit: US $/kg, FOB Plant

Please note that the price information below is the average wholesale price for distribution in the U.S. as announced by the U.S. Department of Agriculture (USDA) and may differ from export prices.

NPS # Item	11/23	11/30	November Average	12/7	12/14	12/21
112A Ribeye Roll, boneless, light	30.16	30.97	29.24	31.38	33.31	31.47
114 Shoulder clod	6.95	6.81	6.97	8.52	8.90	7.11
116A Chuck Roll neck-off	8.64	8.74	9.54	8.68	8.92	9.20
120 Brisket, boneless	7.85	7.95	7.70	8.07	8.24	8.52
123A Short Rib	14.16	14.49	14.22	14.28	14.48	14.41
180 Round, bone-in	8.49	8.84	8.71	10.57	9.34	8.85
167A Knuckle, peeled	7.68	7.31	6.02	7.41	7.26	7.67
168 Top Inside Round	6.68	6.68	6.83	8.54	6.98	7.26
170 Gooseneck Round 1P-33	6.55	6.46	6.76	7.81	6.95	7.23
180 Strip Loin, boneless, 1x1	17.07	17.20	17.27	16.39	15.55	16.65
184 Loin, top butt, boneless	8.75	8.41	8.49	8.64	8.46	8.89
189A Tenderloin trimmed heavy	36.47	37.32	35.53	36.80	36.53	34.53
193 Flank Steak	14.00	14.00	14.89	13.67	13.31	13.69
Primal cut, Rib	12.85	13.64	12.67	13.71	14.19	13.88
Primal cut, Arm Chuck	5.39	5.35	5.61	5.41	14.19	5.54
Primal cut, Loin	5.44	5.41	5.60	5.27	5.44	5.61
Primal cut, Loin	8.60	8.56	8.62	8.57	5.37	8.59

Beef Chuck Roll

$/kg

123A Short Rib

$/kg

U.S. Pork Wholesale Prices

Unit: US $/kg, FOB Plant

Please note that the price information below is the average wholesale price for distribution in the U.S. as announced by the U.S. Department of Agriculture (USDA) and may differ from export prices.

SPN # Item	Sample NPS#	11/23	11/30	November Average	12/7	12/14	12/21
U43 Loin, trim	413	2.05	2.03	2.11	2.05	2.07	2.06
U41 Tenderloin, 1.25 down	415	3.78	3.83	3.81	3.52	3.66	3.73
U50 Picnic, inner trim combo	405	2.11	2.09	2.07	2.17	2.10	2.16
U42 Boston butt trim	406	2.68	2.65	2.65	2.63	2.65	2.76
U46 Spareribs, 2SA'dn-'up	416	3.82	3.67	3.66	3.55	4.05	3.79
U45 Ham, bone in trimmed	401	2.10	2.28	2.20	2.27	2.32	2.54
U43 Belly, skin on, fresh	408	3.80	5.81	4.43	3.23	2.96	3.00
U34 Front Feet, Cap on	420	2.30	2.42	2.35	2.45	2.36	2.29
U51 Neck Bones	421	0.92	1.48	1.10	1.11	0.99	0.66
Cheek Meat, trimmed	N/A	2.18	2.18	2.19	2.11	2.11	2.05
A'Backfat,2.0#Up I pc Vac, FZN	422	5.80	6.06	2.37	5.45	5.87	5.60

CARCASS PRICE

Unit: US $/kg, FOB Plant

	11/23	11/30	11月平均	12/7	12/14	12/21
Beef Carcass	633.62	641.21	641.73	647.17	649.07	660.00
Pork Carcass	207.33	200.95	214.12	198.73	205.28	211.11

Beef Carcass

$/100kg

Pork Carcass

$/100kg

Source: USDA/FAS

Unauthorized extraction and publication of all articles on MEF NEWSLINE is prohibited.
Please be sure to obtain permission in advance if necessary.

U.S. Meat Export Federation
U.S. Meat Export Federation, Beijing Representative Office
Suite 301, 3rd Floor, Guangming Hotel Office Bldg., No.42 Longyuangxiao Road, Chaoyang District, Beijing 100125, China
Tel: +86 10 6441 8455