美国红肉新闻纵览
www.usmef.org.cn

编辑：美国肉类出口协会北京代表处
北京市朝阳区亮马桥路42号 光明饭店写字楼303室
电话：+86 10 8441 8455

更新日期 2024. 11. 01 VOL. 07

美国牛肉市场动向

精选级牛胴体综合价继续保持上涨动能，本周上涨4美分/磅至3.22美元/磅，是7月中旬以来的最高水平，该价格与去年同期相比上涨5%，比2022年同期上涨了23%。本周精选与可选级胴体价差扩大至27.09美元/百磅，是去年12月以来的最高水平，同时该价差比上周增加1.51美元/百磅，比去年同期增加1.9美元/百磅，是今年第二周出现同比增加。

本周精选级初级分割品环比价格变化包括，肋脊（rib）上涨4%，腰脊（loin）上涨2%，肩胛（chuck）上涨1%，后腿（round）上涨1%，而前胸（brisket）下降1%，腹胁（flank）下降1%。胸腹（short plate）下降3%。

精选去骨重磅眼肉的价格本周上涨4.5%至12.36美元/磅，该价格在近两周已经累计上涨了13%，是去年12月以来的最高价，上周和本周也是今年7月中旬以来首次出现同比上涨。当前的价格比去年同期上涨17%，比2022年同期上涨27%。

精选精修重磅里脊的价格上周涨至14.62美元/磅，是1月以来的最高价，本周价格稍显疲软，为14.58美元/磅，该价格比去年同期低12%，但是还是比2022年同期高1%。

精选西冷价格本周环比上涨5%，较两周前上涨12%，至7.74美元/磅，是8月初以来的最高价格。今年大多时间西冷的价格都高于去年同期水平，本周的价格同比上涨15%，较2022年同期上涨32%。

精选上脑的价格从8月初开始不断上涨，并在三周前涨至5美元/磅以上。上周精选上脑的价格已经涨至5.84美元/磅，本周继续小幅涨至5.85美元/磅，再次刷新记录。（此处剔除掉2020年新冠疫情爆发初期的价格飙升）。本周精选上脑均价同比上涨24%，较2022年同期上涨30%，精选级上脑价格通常在10月下旬/11月初达到年度峰值。

精选板腱价格本周跳涨12%至4.7美元/磅，达到今年1月以来的最高值，该价格同比下降9%，较2022年同期上涨44%。

在过去的9周里，50CL牛碎肉价格已累计从高点1.72美元/磅下跌了64%。本周价格小幅回弹，环比上涨5.4%至0.65美元/磅。该价格比去年同期下跌19%，比2022年同期下跌7%。

90CL牛碎肉价格在8月底达到历史高点3.76美元/磅后，也经历了持续下跌，上周价格出现小幅回调后，本周再次下跌，环比下跌0.8%至3.5美元/磅，是5月以来的最低水平。但是目前的价格仍旧处于历史高位，同比上涨19%，比2022年同期上涨39%，比8月份3.76美元/磅的历史高位下跌7%。

本周牛肉产量预估为5.372亿磅，环比增加2.6%，同比增加1.6%。周度牛只屠宰量预估为62.3万头，环比增加2.5%，同比下降1.9%。年至今牛肉产量和牛只屠宰量同比分别下降0.7%和3.8%。

牛只宰前平均活重为1,416磅，环比增加2磅，同比增加36磅。屠宰后均量为864磅，环比增加1磅，同比增加29磅。

本周阉牛现货均价190.06美元/百磅，较上周上涨了2.53美元/百磅。活牛期货合约交易价格分别为：10月合约：189.70美元（比上周五上涨了2.07美元），12月合约：189.15美元（上涨了1.82美元），2月合约：189.93美元（上涨了1.80美元）。

10月18日至10月24日，美国牛肉出口量15,740吨，环比下降2%，其中对中国大陆出口量2,437吨，环比下降13%。

胴体综合价

$ 3.22 ^ $ 0.04

前一周 $3.18 单位：美元/磅

屠宰数量

62.3万 ^ 2.5 %

前一周 60.8万 单位：头

牛肉产量

5.372亿 ^ 2.6 %

前一周 5.235亿 单位：磅

活牛价格

$ 190.06 ^ $ 2.53

前一周 $187.53 单位：美元/100磅

美国对中国周度牛肉出口量

吨

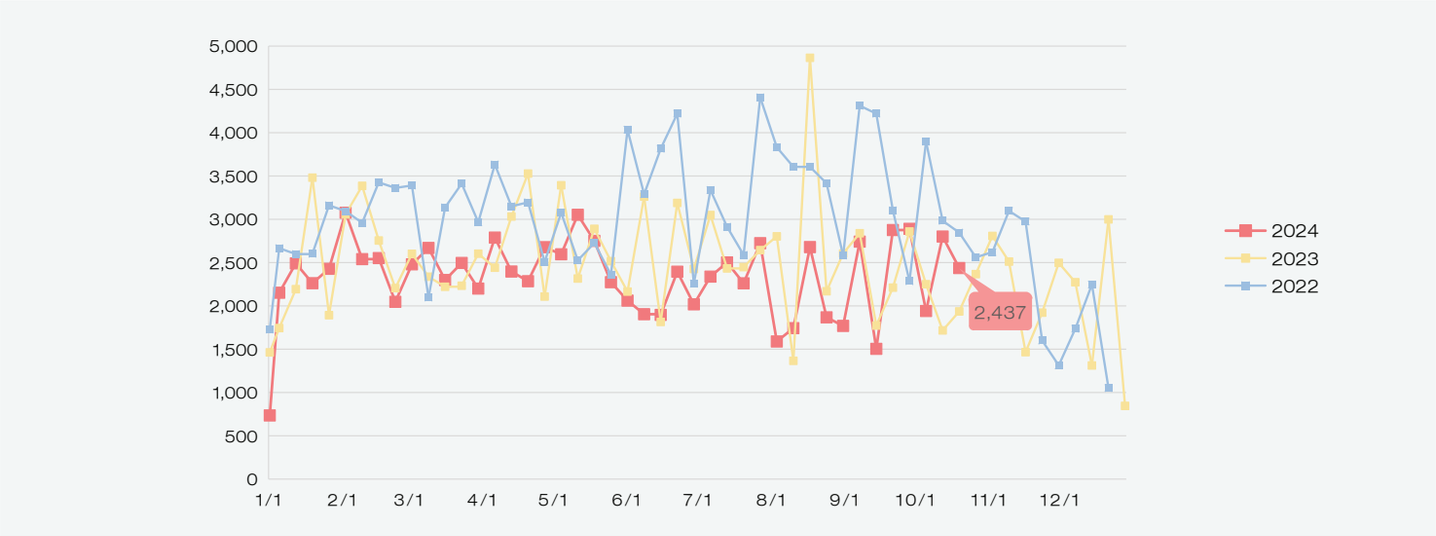

*注: 2024年10月24日更新。 / *2024年1月1日至10月24日，出口总量100,187吨

周度牛胴体综合价

美元/磅

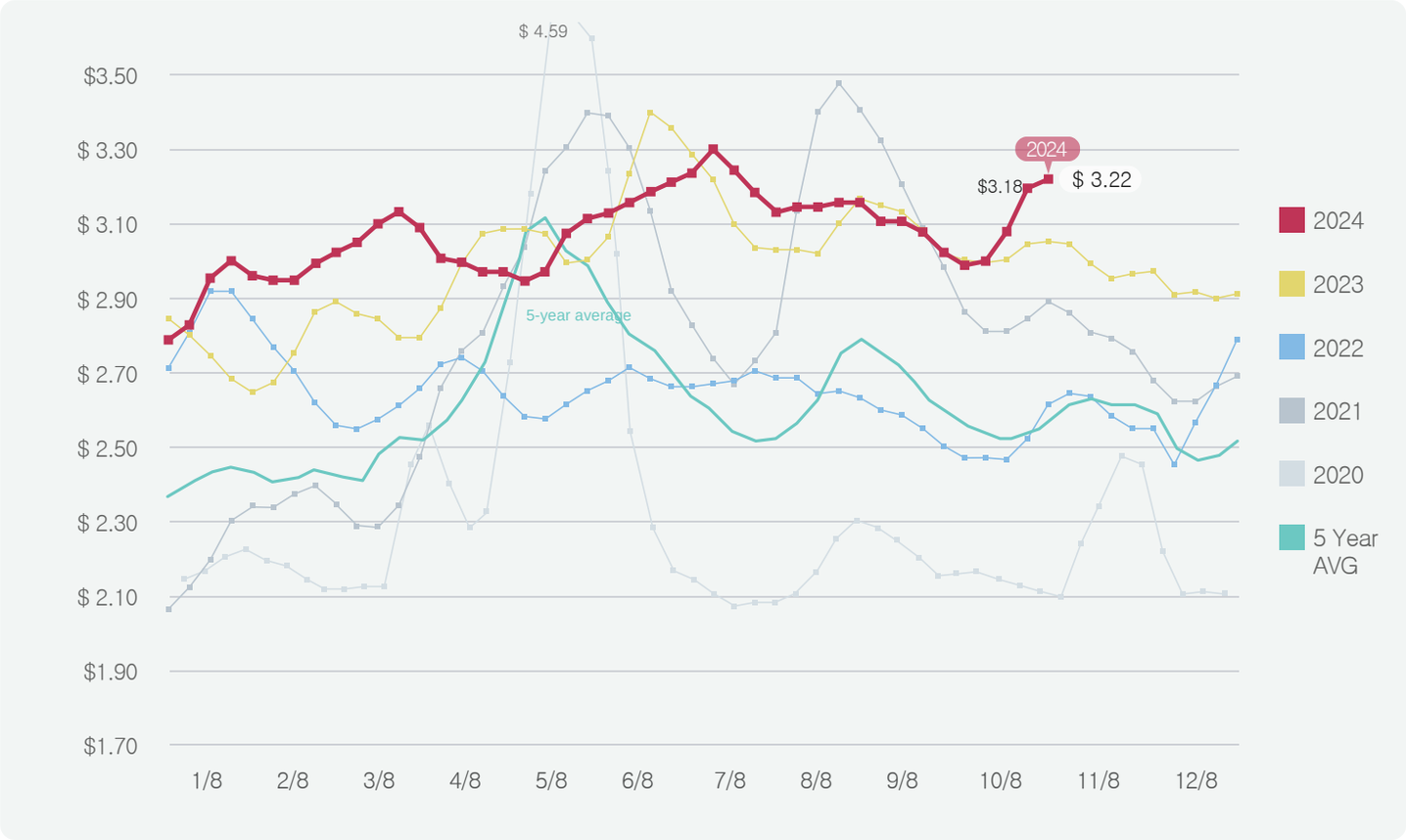

牛肉初级分割品价格

美元/磅

Beef	Choice cutout	Select cutout	CHOICE							
			Rib	Chuck	Round	Loin	Brisket	Short Plate	Flank	50CL
10/28/2022	2.61	2.30	4.38	2.24	2.27	3.24	1.99	1.52	1.40	0.70
10/27/2023	3.06	2.81	5.17	2.65	2.71	3.77	2.27	1.78	1.36	0.80
10/25/2024	3.22	2.95	5.42	2.90	2.72	3.91	2.47	1.85	1.61	0.65
与去年相比	5%	5%	5%	10%	0%	4%	9%	4%	18%	−19%
与2022年相比	23%	29%	24%	29%	20%	21%	24%	22%	15%	−7%

注: 上述价格为初级分割品价格，且是美国国内的批发价格，因此与出口价格存在差异

美国猪肉市场动向

胴体综合价

$ 0.98 ^ $ 0.03

前一周 $0.95 单位：美元/磅

屠宰数量

259.3万 ˅ 0.3 %

前一周 260.2万 单位：头

猪肉产量

5.524亿 ˅ 0.2 %

前一周 5.534亿 单位：磅

生猪价格

$ 75.66 ^ $ 3.61

前一周 $72.05 单位：美元/100磅

在稳定了5周后，本周猪胴体综合价上涨3美分/磅，达到0.98美元/磅，是8月以来的最高值。本周价格比去年同期上涨13%，但是比2022年同期下跌1%。

初级分割品价格方面，五花(belly)上涨6%，后腿（ham）上涨6%，肋排（rib）上涨4%，颈背（butt）上涨1%。腰脊（loin）价格维稳，前腿（picnic）价格下跌2%。

通常会一直季节性涨价至11月的重磅后腿，在过去的两周均出现了下跌，本周价格小幅上涨了0.06美元/磅至0.88美元/磅，是9月第一周以来的最高值。该价格比去年同期上涨8%，但是比2022年同期下跌16%.

箱装去骨腿肉价格本周下跌4美分至1.41美元/磅，是7月中旬以来的最低水平。该价格比去年同期下跌8%，比2022年同期下跌33%。

带脂1/4英寸的真空包装大排的价格通常在10-11月季节性走高，并达到年内最高点。本周价格环比下跌6%至1.01美元/磅，是1月第一周以来的最低值。该价格同比下跌5%，较2022年同期下跌8%。去骨中心段大排的价格通常在10月下半月开始下跌，但是过去三周的价格比较平稳，本周均价1.42美元/磅，同比下跌5%，但是比2022年同期上涨14%。

本周猪肉产量预计为5.524亿磅，环比下降0.2%，同比下降0.5%。本周屠宰量预计为259.3万头，环比下降0.3%，同比下降0.7%。（USDA将上周产量和屠宰量分别调整为5.534亿磅和260.2万头）

本周生猪宰前平均活重为286磅，宰后均重213磅，环比持平，同比分别下降1磅和持平。

本周生猪现货价格上涨3.61美元/百磅，至75.66美元/百磅。瘦肉型生猪期货合约本周交易价格：12月合约：79.68美元（上涨了1.85美元），2月合约：83.43美元（上涨了1.58美元），4月合约：86.65美元（上涨了1.02美元），5月合约：89.83美元（上涨了0.83美元）。

10月18日至10月24日，美国猪肉出口量32,270吨，环比增加1%，其中对中国大陆出口量3,616吨，环比下降12.7%。

美国对中国周度猪肉出口量

吨

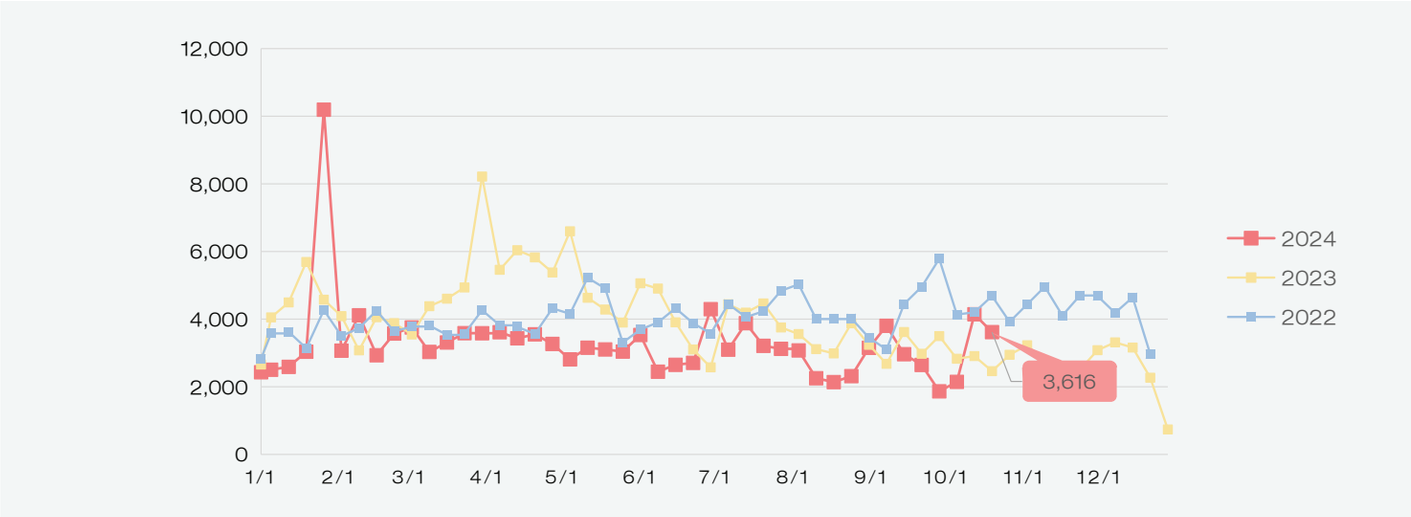

注：2024年10月24日更新。 / *2024年1月1日至10月24日，出口总量140,727吨

周度猪胴体综合价

美元/磅

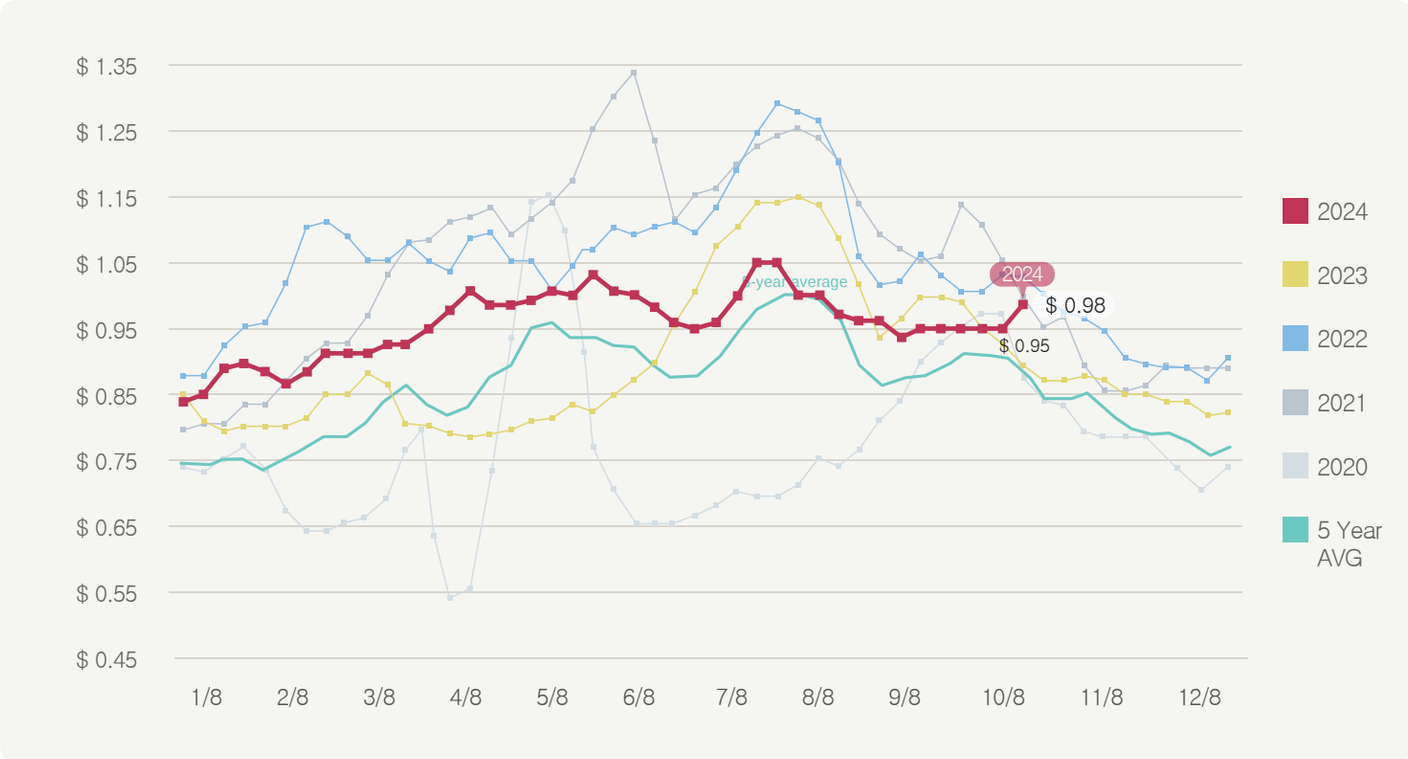

猪肉初级分割品价格

美元/磅

Pork	Cutout	Loin	Butt	Picnic	Rib	Ham	Belly
10/28/2022	1.00	0.87	1.01	0.81	1.20	1.06	1.40
10/27/2023	0.87	0.89	1.02	0.72	1.10	0.81	1.07
10/25/2024	0.98	0.89	1.05	0.74	1.44	0.88	1.52
与去年相比	13%	0%	3%	4%	31%	9%	41%
与2022年相比	−1%	2%	4%	−8%	20%	−17%	8%

注: 上述价格为初级分割品价格，且是美国国内的批发价格，因此与出口价格存在差异

美国农业部最新发布报告

USDA发布了最新的牲畜屠宰报告、冷冻库存报告（截至9月30日）和牛只存栏报告（截至10月1日）。

今年9月与2023年9月有同样的工作天数，美国牛肉产量为22亿磅，同比增加3%，牛只屠宰量为257万头，同比下降1%，牛只均重1406磅，同比增加44磅。

9月美国猪肉产量22.3亿磅，同比增加2%。生猪屠宰量150万头，同比小幅增加。宰前活重285磅，环比增加4磅。

9月底，美国牛肉冷冻库存量4.138亿磅，同比减少2%，但是环比增加6%，猪肉冷冻库存4.601亿磅，同比持平，环比增加1%。

2024年10月1日，美国存栏能力1000头以上育肥场存栏量为1160万头。9月补栏量216万头，同比减少1.9%，育肥牛出栏量170万头，同比增加2%。

美国育肥牛存栏

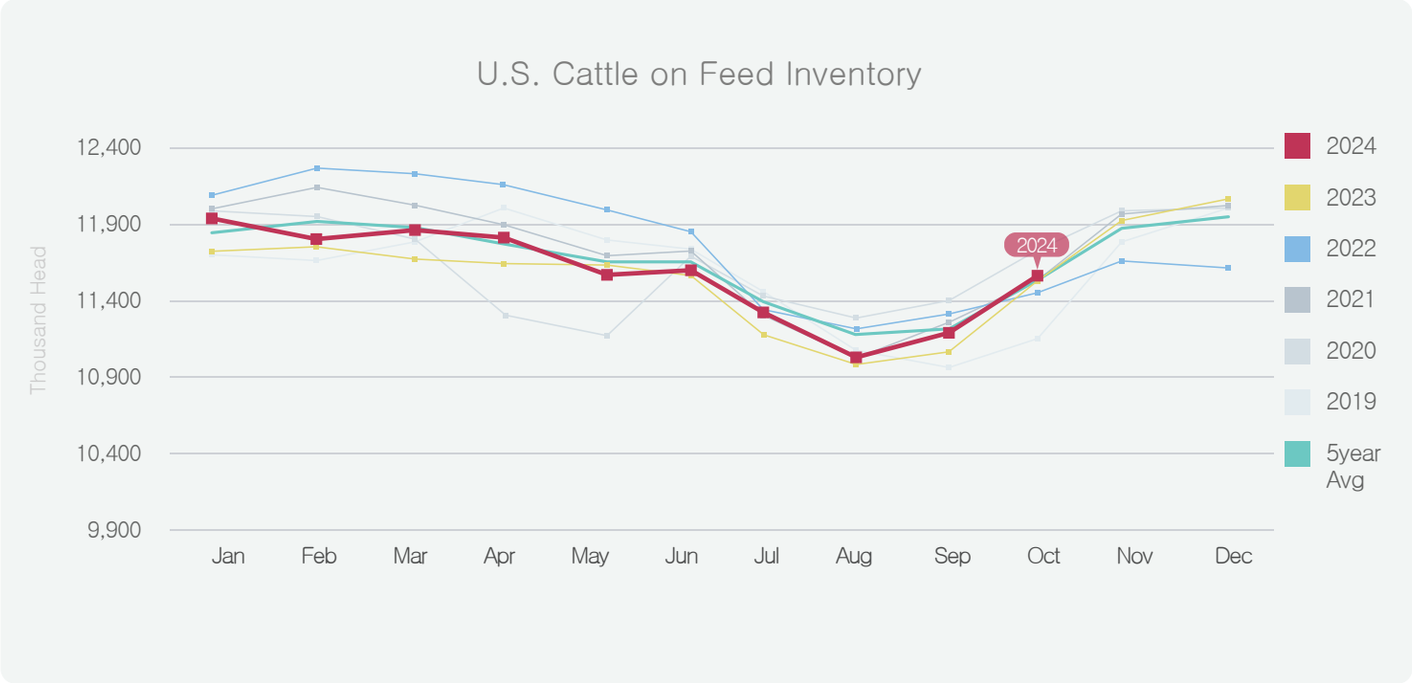

美国牛肉冷冻库存

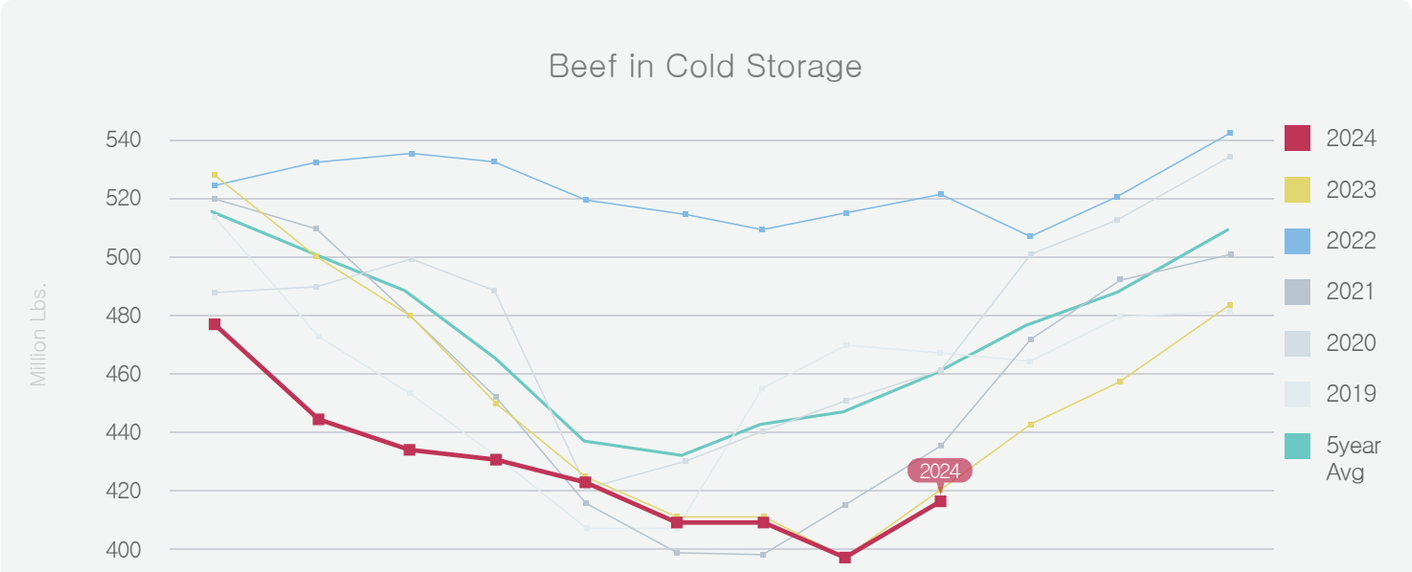

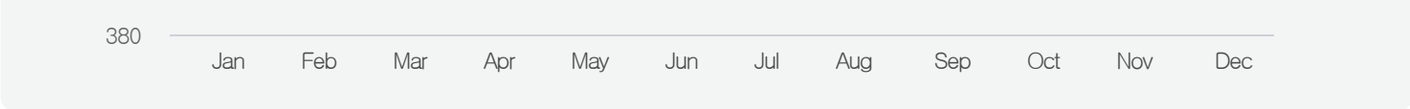

美国猪肉冷冻库存

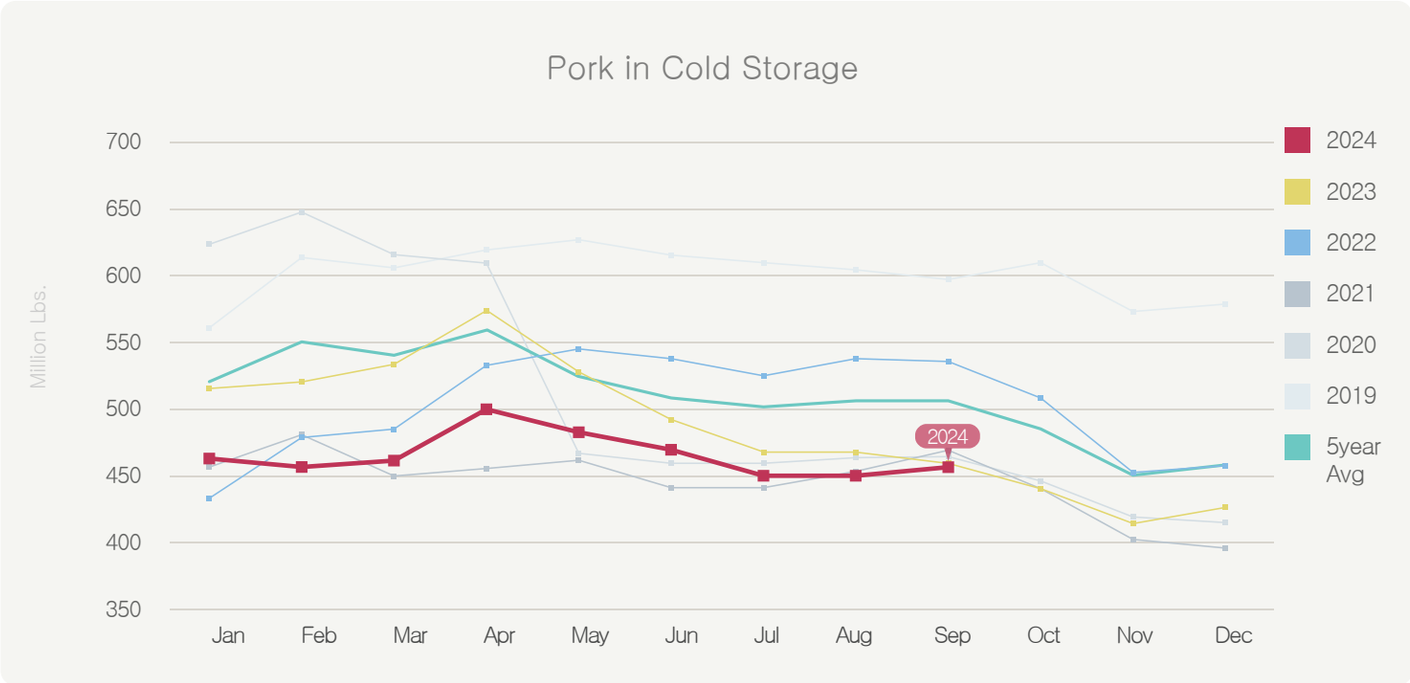

美国牛肉批发价格(美国农业部精选级)

单位：美元/千克，工厂交货价

以下价格信息是美国农业部(USDA)发布的美国国内流通平均批发价，请参考，并留意该价格与出口价格有差异。

IMPS # 产品	9月平均	10/5	10/12	10/19	10/26	10月平均
112A Ribeye Roll, boneless, light	22.45	23.22	23.99	26.03	27.20	25.11
114 Shoulder clod	6.86	6.77	7.16	7.18	7.27	7.10
116A Chuck Roll neck-off	10.05	11.05	11.91	12.84	12.87	12.17
120 Brisket, boneless	7.59	7.80	7.94	7.98	7.85	7.89
123A Short Rib	14.52	14.70	14.64	14.82	14.64	14.70
160 Round, bone-in	8.50	8.02	8.31	8.73	8.23	8.32
167A Knuckle, peeled	8.29	8.18	8.38	8.49	8.56	8.40
168 Top Inside Round	7.40	6.97	7.28	7.44	7.43	7.28
170 Gooseneck Round 18-33	6.57	6.56	6.55	7.45	7.12	6.92
180 Strip Loin, boneless. 1x1	14.56	14.96	15.24	16.29	17.03	15.88
184 Loin, top butt, boneless	10.10	9.35	9.27	9.41	8.94	9.24
189A Tenderloin trimmed heavy	27.83	29.07	30.26	32.16	32.08	30.89
193 Flank Steak	15.01	15.27	15.80	16.16	15.73	15.74
Primal cut, Rib	10.59	10.62	10.90	11.45	11.92	11.22
Primal cut, Arm Chuck	5.96	5.96	6.14	6.33	6.38	6.20
Primal cut, Round	5.86	5.63	5.83	5.91	5.97	5.84
Primal cut, Loin	8.04	7.93	8.14	8.47	8.61	8.29

牛上脑

$/Kg

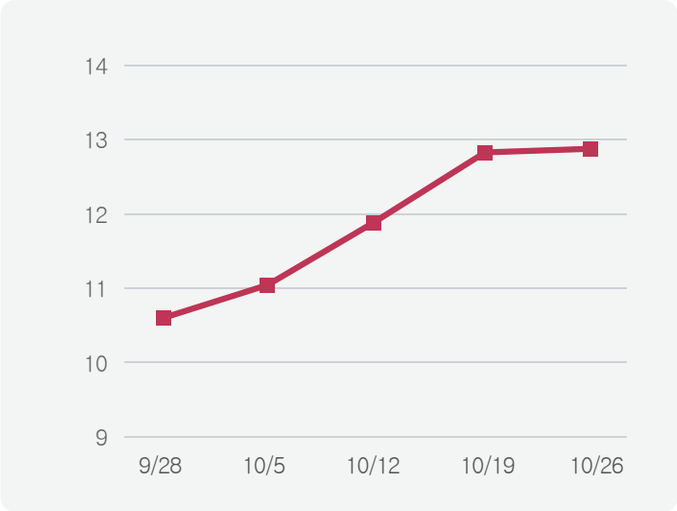

123A 牛小排(带骨)

$/Kg

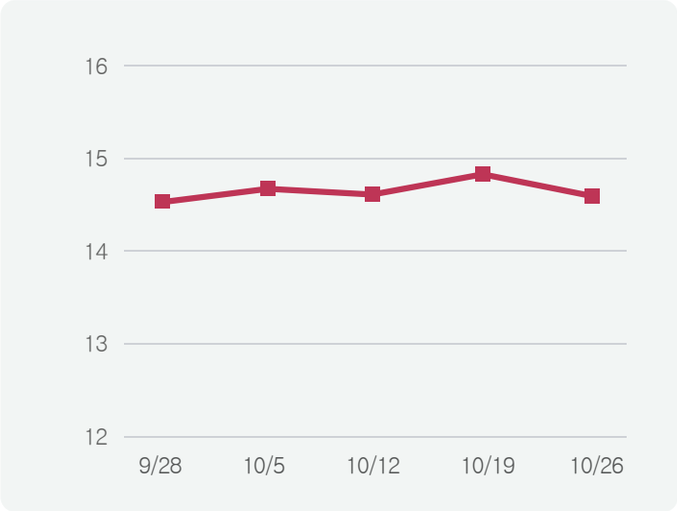

美国猪肉批发价格

单位：美元/千克，工厂交货价

以下价格信息是美国农业部(USDA)发布的美国国内流通平均批发价，请参考，并留意该价格与出口价格有差异。

BPN # 产品	类似 IMPS#	9月平均	10/5	10/12	10/19	10/26	10月平均
U40 Loin, trim	410	2.71	2.39	2.38	2.35	2.21	2.33
U41 Tenderloin, 1.25 down	415	3.98	3.92	4.06	4.00	4.02	4.00
U50 Picnic, smkr trm combo	405	2.01	2.17	2.16	2.12	2.07	2.13
U42 Boston butt trim	406	2.62	2.60	2.60	2.58	2.61	2.60
U44 Sparerib. 25#/dn-lgt	416	3.62	3.73	3.53	3.59	3.95	3.70
U46 Ham, bone in trimmed	401	2.03	2.06	2.03	1.96	2.00	2.01
U48 Belly, skin-on, fresh	408	3.29	3.42	3.67	3.65	3.73	3.62
U54 Front Feet, Toes on	420	2.20	2.19	2.22	2.25	2.23	2.22
U51 Neck Bones	421	0.92	0.99	0.94	0.92	0.86	0.93
Cheek Meat, trimmed	N/A	2.25	2.26	2.26	2.22	2.22	2.24
Al Backribs 2.0#/up 1 pc Vac, FZN	422	5.55	5.49	5.58	–	5.71	5.59

胴体价格

单位：美元/千克，工厂交货价

	9月平均	10/5	10/12	10/19	10/26	10月平均
Beef Carcass	625.25	626.56	636.53	646.82	653.18	640.77
Pork Carcass	208.78	209.57	209.18	209.97	215.95	211.17

牛胴体

$/100Kg

猪胴体

$/100Kg

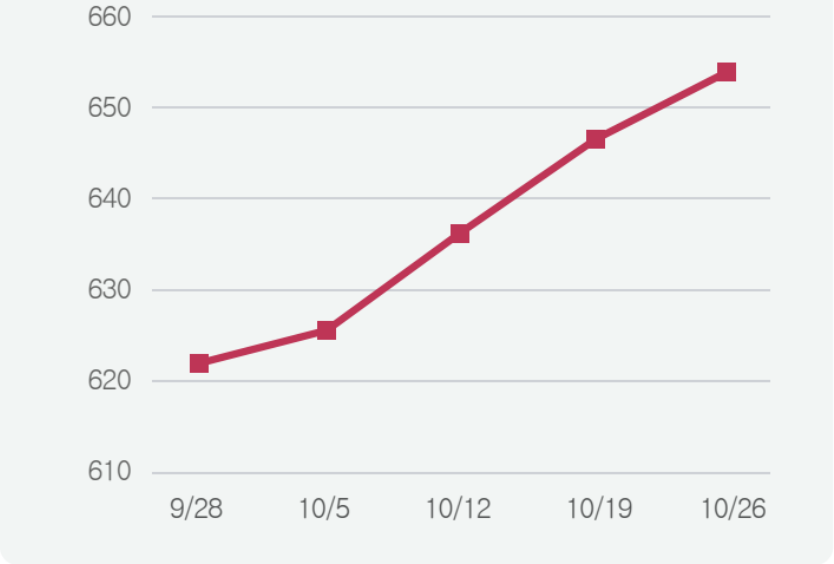

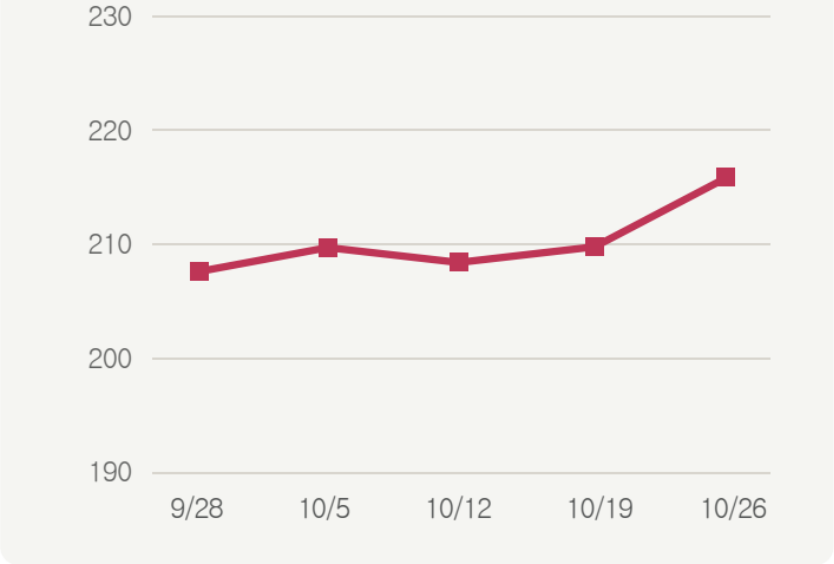

来源: USDA/FAS

止擅自摘录和刊登在MEF NEWSLINE上的所有文章。 必要时请一定要事先取得批准。

本邮件是根据会员注册时提供的信息发送给顾客的NEWSLINE邮件服务。
如果您不想接收邮件，请登录网站后，在修改会员信息时，在“MEF NEWSLINE”拒绝接收电子邮件栏中进行确认。

美国肉类出口协会

编辑 : 美国肉类出口协会北京代表处
北京市朝阳区亮马桥路42号 光明饭店写字楼303室
电话 : +86 10 8441 8455

MEF NEWSLINE
www.usmef.org.cn

Issued by: U.S. Meat Export Federation,
Beijing Representative Office
Suite 303, 3rd Floor, Guangming Hotel Office Bldg.,
No.42 Liangmaqiao Road, Chaoyang District, Beijing
100125, China
Tel: +86 10 8441 8455

UPDATE 2024. 11. 01 VOL. 07

U.S. Beef Market Trends

The upward momentum continued for the Choice beef cutout this week as it increased for the fourth consecutive week, and the cutout averaged up $0.04 from last week to $3.22/lb., which was the highest since mid-July. The Choice cutout was up 5% from last year and up 23% from 2022.

The Choice/Select spread widened to $27.09/cwt this week, which was the highest since December. The Choice/Select spread was up $1.51 from previous week and up $1.90 from last year, this was only the second week so far this year that the Choice/Select spread was above year-ago levels.

Compared to last week, the Choice rib (+4%), loin (+2%), chuck (+1%), and round (+1%) primal values were all higher, while values trended lower for the brisket (-1%), flank (-1%), and short plate (-3%) primals.

Choice boneless heavy ribeye prices averaged up 4.5% from last week and were up 13% from two weeks ago at $12.36/lb. this week, which was the highest since December. Prices were above year-ago levels for the first time since mid-July both last week and this week. Prices are now up 18% from last year and up 27% from 2022.

Choice trimmed heavy tenderloin prices increased to $14.62/lb. last week, which was the highest since January, but prices edged slightly lower this week to $14.58/lb., which was down 12% from last year but up 1% from 2022.

Choice NY strip loin prices averaged up 5% from last week and were up 12% from two weeks ago at $7.74/lb. this week, which was the highest since the beginning of August. Prices have been above year-ago levels for most of the year and were up 15% from last year and up 32% from 2022 this week.

Choice chuck roll prices have been trending higher since the beginning of August, and prices surpassed $5/lb. three weeks ago before ratcheting up to $5.84/lb. last week. Prices plateaued this week and edged up slightly to an average of $5.85/lb., a new record high (when excluding the few weeks of price surges after the initial covid disruptions in 2020). Prices were up 24% from last year and up 30% from 2022 this week. Choice chuck roll prices typically reach their annual peak in late October/early November. Choice chuck top blade prices jumped 12% from last week to an average of $4.70/lb. this week, the highest since January. Prices were down 9% from last year but were up 44% from 2022.

After trending 64% lower from the recent high of $1.72/lb. in mid-August over the past nine weeks, 50% beef trim prices started to rebound somewhat this week and averaged up 5.4% week-over-week to $0.65/lb. this week. Prices were down 19% from last year and down 7% from 2022.

90% beef trim prices have been trending somewhat lower after reaching a record high of $3.76/lb. in late August. After rebounding slightly last week, prices again trended lower this week and averaged down 0.8% from last week to $3.50/lb., which was the lowest since mid-May.

However, prices remain historically high and were up 19% from last year and up 39% from 2022 and were down just 7% from the $3.76/lb. record high.

Weekly estimated beef production was 537.2 million pounds, up 2.6% from last week and up 1.6% from last year. Weekly estimated slaughter was 623,000 head, up 2.5% from last week but down 1.9% from last year. Year to date beef production and slaughter was down 0.7% and 3.8% respectively from last year.

Cutout

$ 3.22 ^ $ 0.04

Previous week $3.18 Unit: Dollar/pound

Slaughter Number

623,000 ^ 2.5 %

Previous week 608,000 Unit: Head

Beef Production

537.2 million ^ 2.6 %

Previous week 523.5t million Unit: Pound

Live Cattle

$ 190.06 ^ $ 2.53

Previous week $187.53 Unit: pound

Live weights averaged 1,416 lbs., up 2 lbs. from last week and up 36 lbs. from last year. Dressed weights averaged 864 lbs., up 1 lb. from last week and up 29 lbs. from last year.

Cash steer prices increased by $2.53/cwt from last week to $190.06/cwt. Live cattle futures contract traded at: October: $189.70 on Friday (+$2.07 from last Friday), December: $189.15 (+$1.82), and February: $189.93 (+$1.80).

From October 18 to 24, U.S. beef exports decreased 2% from the previous week, to 15,740 tons, of which exports to China were 2,437 mt, down 13% from the previous week.

U.S. Weekly Beef Export to China

Ton

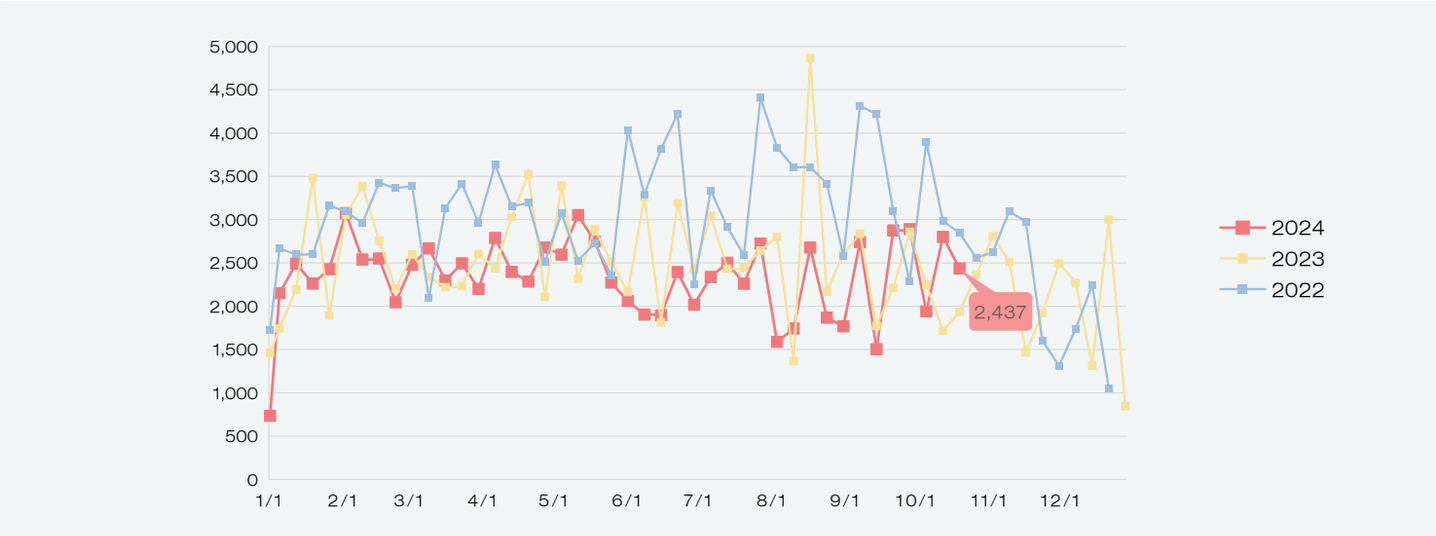

*Note: Update October 24, 2024./ *Exports from January 1 to October 24, 2024 totaled 100,187 tons

Beef Cutout Weekly Price

Dollar/pound

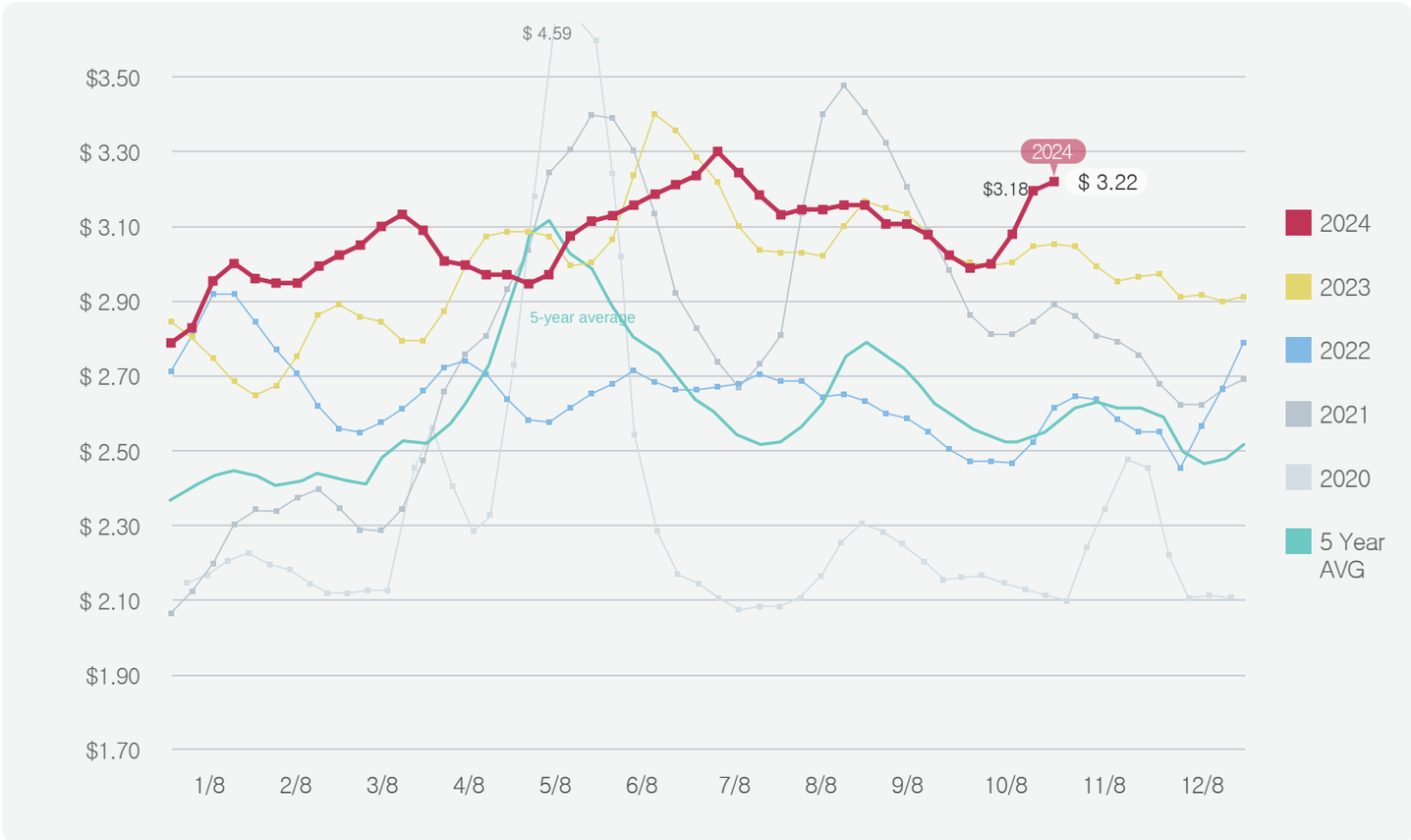

Beef Primal Values

Dollar/pound

Beef	Choice cutout	Select cutout	CHOICE							
			Rib	Chuck	Round	Loin	Brisket	Short Plate	Flank	50CL
10/28/2022	2.61	2.30	4.38	2.24	2.27	3.24	1.99	1.52	1.40	0.70
10/27/2023	3.06	2.81	5.17	2.65	2.71	3.77	2.27	1.78	1.36	0.80
10/25/2024	3.22	2.95	5.42	2.90	2.72	3.91	2.47	1.85	1.61	0.65
Compared to 2023	5%	5%	5%	10%	0%	4%	9%	4%	18%	−19%
Compared to 2022	23%	29%	24%	29%	20%	21%	24%	22%	15%	−7%

Note: The above price is a wholesale price in the United States based on the primal and may differ from export prices

U.S. Pork Market Trend

Cutout

$ 0.98 ^ $ 0.03

Previous week $0.95 Unit: Dollar/pound

Slaughter Number

2.593million ^ 0.3 %

Previous week 2.602million Unit: Head

Pork Production

552.4million ^ 0.2 %

Previous week 553.4million Unit: Pound

Live Hog

$ 75.66 ^ $ 3.61

前Previous week $72.05 Unit: Dollar/100 pound

After holding at $0.95/lb. for the last five weeks, the pork cutout increased by $0.03 this week and reached an average of $0.98/lb., the highest since mid-August. This week, the cutout was up 13% from last year but down 1% from 2022.

Values moved higher for the ham (+6%), belly (+6%) and rib (+4%) and butt (+1%) primals. The loin primal value was steady last week, while the picnic primal value averaged down 2%.

Heavy bone-in ham prices, typically move seasonally higher into mid-November on demand for the Thanksgiving holiday, trended lower over the past two weeks, but this week, prices jumped up $0.06 from last week to an average of $0.88/lb., which was the highest since the first week of September. Prices were up 8% from last year but down 16% from 2022.

Prices for boneless boxed rollout hams averaged down $0.04 this week to $1.41/lb., which was the lowest since mid-July. Prices were down 8% from last year and down 33% from 2022.

Prices for ¼ inch trimmed, vacuum packed pork loins typically trend lower in October and November as production seasonally increases and ramps up to its high point of the year. Prices averaged down 6% from last week to $1.01/lb. this week, which was the lowest since the first week of January. Prices were down 5% from last year and down 8% from 2022.

Prices for boneless, center-cut, strap-on loins typically decrease through the second half of October, but prices have held close to steady over the last three weeks, and this week, prices averaged to $1.42/lb., down 5% from last year but up 14% from 2022.

Weekly estimated pork production was 552.4 million(*1) pounds, down 0.2% from last week and down 0.5% from last year. (USDA adjusted last week report of 557 million pounds). Weekly hog slaughter was estimated at 2.593 million head(*2), down 0.3% from last week and down 0.7% from last year. (USDA adjusted last week report of 2.613 million head)

Live weights averaged 286 lbs., steady with last week and down 1 lb. from last year. Dressed weights averaged 213 lbs., steady with last week and with last year.

Cash hog prices increased by $3.61/cwt from the previous week to $75.66/cwt. The futures contracts traded at: December: $79.68 on Friday (+$1.85 from last Friday), February: $83.43 (+$1.58), April: $86.65 (+$1.02), and May: $89.83 (+$0.83).

From October 18 to 24, U.S. pork exports increased 1% from the previous week, to 32,270 tons, of which exports to China were 3,616 mt, down 12.7% from the previous week.

U.S. Weekly Pork Export to China

Ton

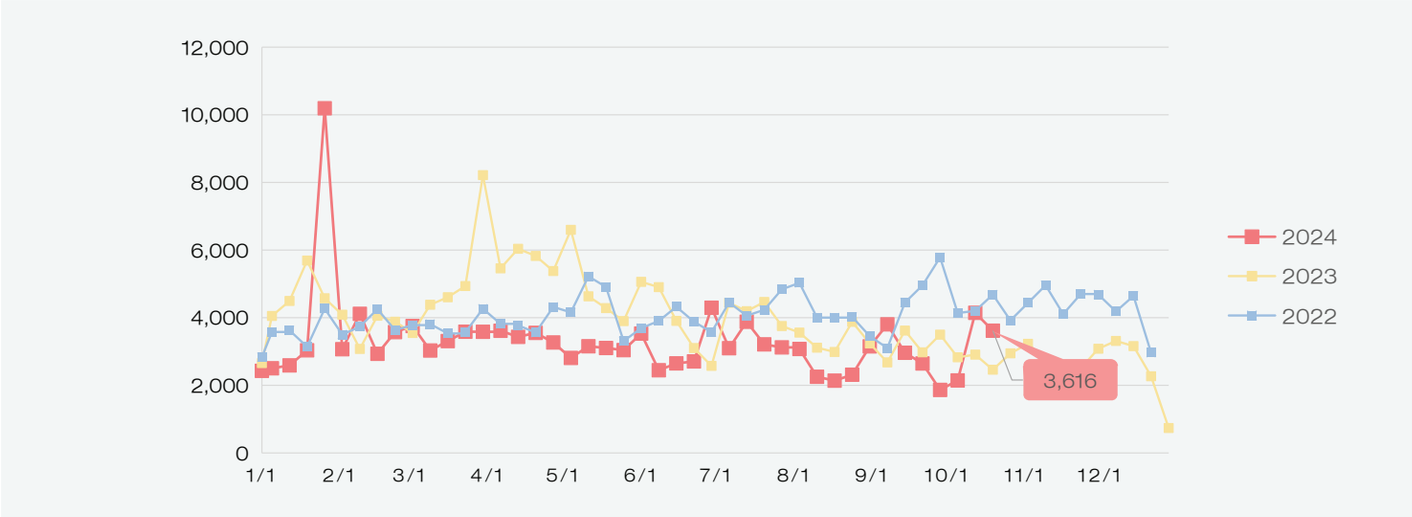

*Note: Update October 24, 2024./ *Exports from January 1 to October 24, 2024 totaled 140,727 tons

Pork Cutout Weekly Price

Dollar/pound

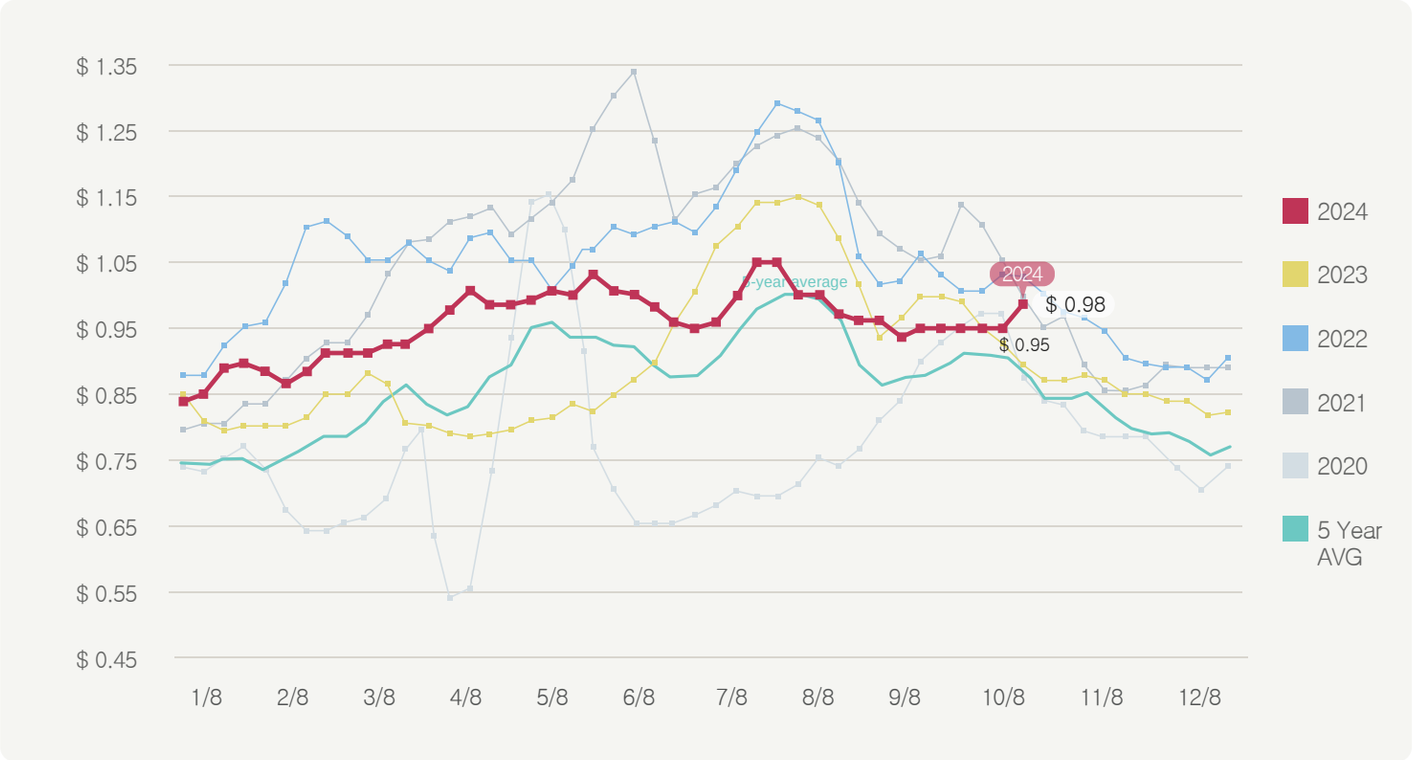

Pork Primal Values

Dollar/pound

Pork	Cutout	Loin	Butt	Picnic	Rib	Ham	Belly
10/28/2022	1.00	0.87	1.01	0.81	1.20	1.06	1.40
10/27/2023	0.87	0.89	1.02	0.72	1.10	0.81	1.07
10/25/2024	0.98	0.89	1.05	0.74	1.44	0.88	1.52
Compared to 2023	13%	0%	3%	4%	31%	9%	41%
Compared to 2022	−1%	2%	4%	−8%	20%	−17%	8%

Note: The above price is a wholesale price in the United States based on the Big rib(primal) and may differ from export prices.

USDA Release New Reports

USDA released its Livestock Slaughter, Cold Storage report as of September 30 and Cattle on Feed report as of October 1.

In September, which had the same number of production days as 2023, US beef production was 2.2 billion lbs, 3% above the previous year, cattle slaughter was 2.57 million head, down 1% from the previous year, and average live weight was up 44 lbs from the previous year, at 1,406 lbs.

In September, US pork production totaled 2.23 billion lbs, up 2% from the previous year. Hog slaughter totaled 1.5 million head, up slightly from September 2023. The average live weight was up 4 lbs from the previous year, at 285 lbs.

Beef in cold storage totaled 413.8 million pounds at the end of September, down 2% from 420.8 million pounds at the end of September 2023 but up 6% from the previous month. Pork in cold storage totaled 460.1 million pounds at the end of September, steady with September 2023 and up 1% from the previous month.

Cattle on feed for the slaughter market in the US for feedlots with capacity of 1,000 or more head totaled 11.6 million head on October 1, 2024. Placements in feedlots during September totaled 2.16 million head, 1.9% below 2023. Marketing of fed cattle during September totaled 1.70 million head, 2% above 2023.

U.S. Cattle on Feed Inventory

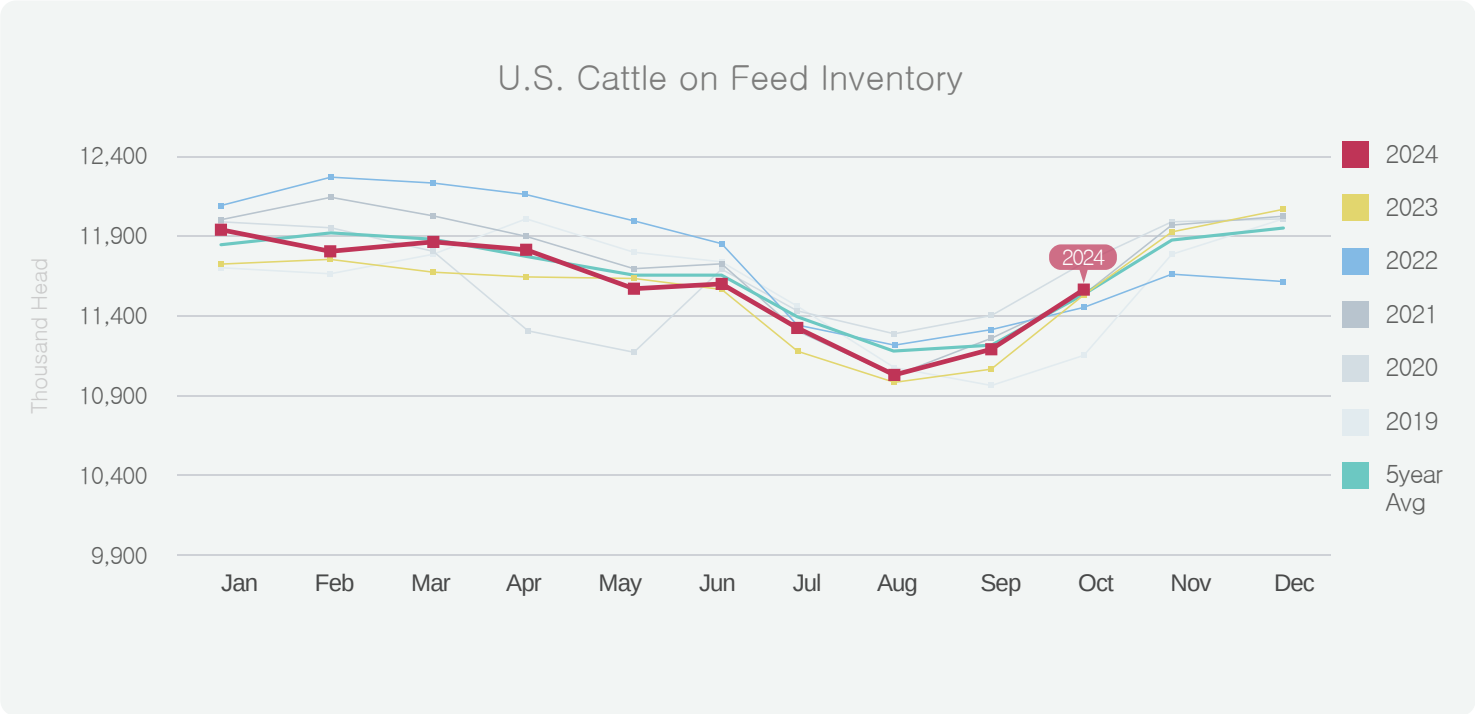

Beef in Cold Storage

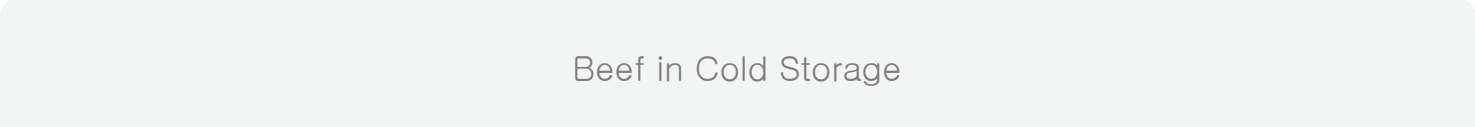

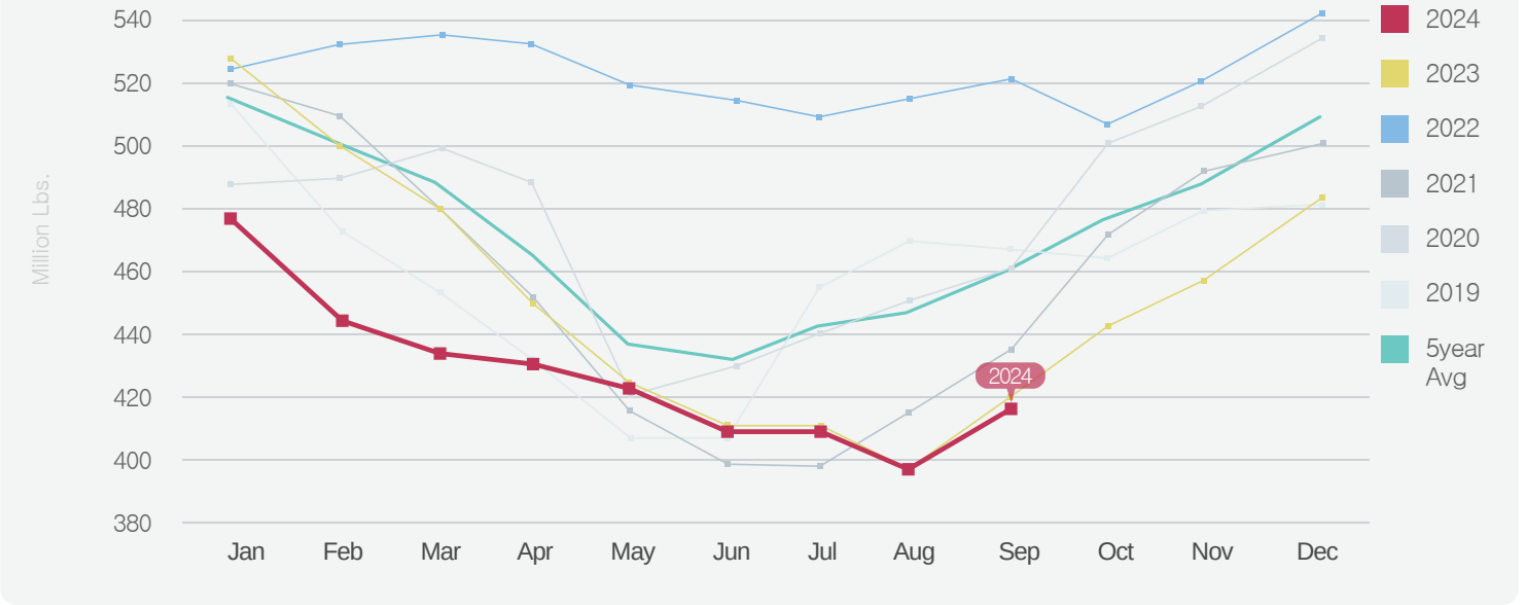

Pork in Cold Storage

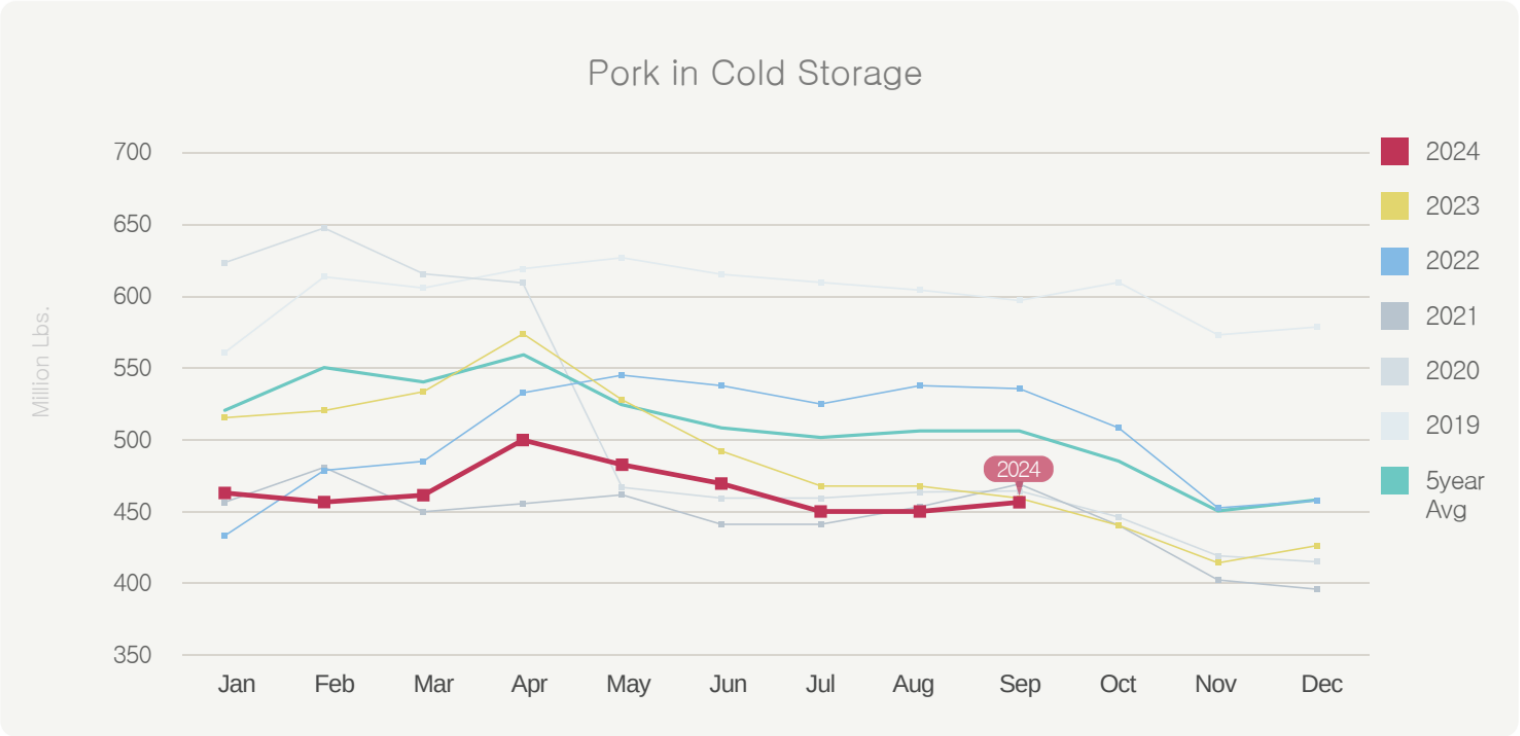

U.S. Beef Wholesale Prices (USDA CHOICE GRADE)

Unit; US $/kg, FOB Plant

Please note that the price information below is the average wholesale price for distribution in the U.S. as announced by the U.S. Department of Agriculture (USDA) and may differ from export prices.

IMPS # Item	September Average	10/5	10/12	10/19	10/26	October Average

112A Ribeye Roll, boneless, light	22.45	23.22	23.99	26.03	27.20	25.11
114 Shoulder clod	6.86	6.77	7.16	7.18	7.27	7.10
116A Chuck Roll neck-off	10.05	11.05	11.91	12.84	12.87	12.17
120 Brisket, boneless	7.59	7.80	7.94	7.98	7.85	7.89
123A Short Rib	14.52	14.70	14.64	14.82	14.64	14.70
160 Round, bone-in	8.50	8.02	8.31	8.73	8.23	8.32
167A Knuckle, peeled	8.29	8.18	8.38	8.49	8.56	8.40
168 Top Inside Round	7.40	6.97	7.28	7.44	7.43	7.28
170 Gooseneck Round 18-33	6.57	6.56	6.55	7.45	7.12	6.92
180 Strip Loin, boneless. 1x1	14.56	14.96	15.24	16.29	17.03	15.88
184 Loin, top butt, boneless	10.10	9.35	9.27	9.41	8.94	9.24
189A Tenderloin trimmed heavy	27.83	29.07	30.26	32.16	32.08	30.89
193 Flank Steak	15.01	15.27	15.80	16.16	15.73	15.74
Primal cut, Rib	10.59	10.62	10.90	11.45	11.92	11.22
Primal cut, Arm Chuck	5.96	5.96	6.14	6.33	6.38	6.20
Primal cut, Round	5.86	5.63	5.83	5.91	5.97	5.84
Primal cut, Loin	8.04	7.93	8.14	8.47	8.61	8.29

Beef Chuck Roll

$/Kg

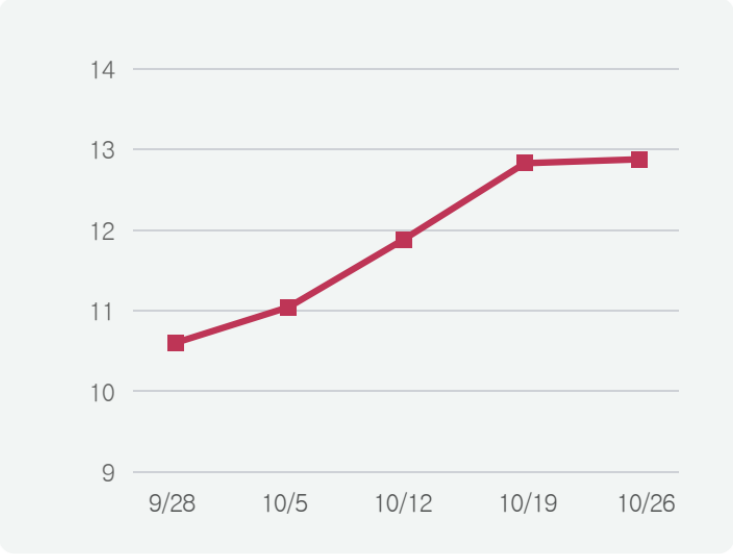

123A Short Rib

$/Kg

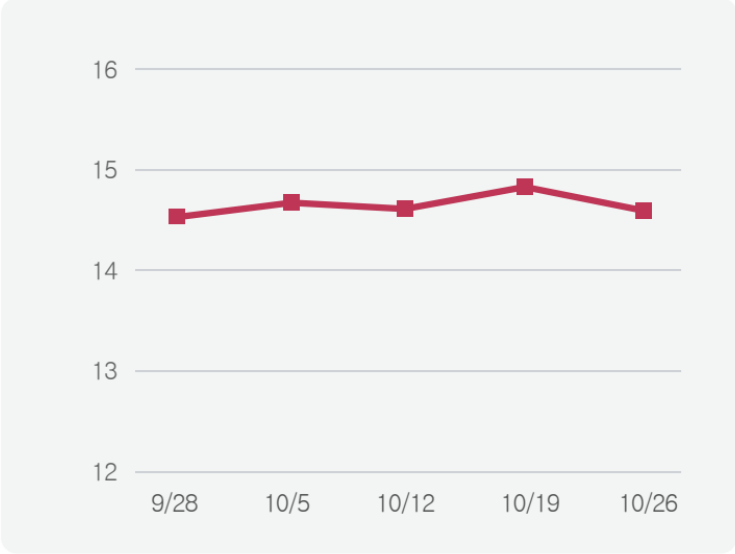

U.S. Pork Wholesale Prices

Unit; US $/kg, FOB Plant

Please note that the price information below is the average wholesale price for distribution in the U.S. as announced by the U.S. Department of Agriculture (USDA) and may differ from export prices.

BPN # Item	Similar IMPS#	September Average	10/5	10/12	10/19	10/26	October Average
U40 Loin, trim	410	2.71	2.39	2.38	2.35	2.21	2.33
U41 Tenderloin, 1.25 down	415	3.98	3.92	4.06	4.00	4.02	4.00
U50 Picnic, smkr trm combo	405	2.01	2.17	2.16	2.12	2.07	2.13
U42 Boston butt trim	406	2.62	2.60	2.60	2.58	2.61	2.60
U44 Sparerib. 25#/dn-lgt	416	3.62	3.73	3.53	3.59	3.95	3.70
U46 Ham, bone in trimmed	401	2.03	2.06	2.03	1.96	2.00	2.01
U48 Belly, skin-on, fresh	408	3.29	3.42	3.67	3.65	3.73	3.62
U54 Front Feet, Toes on	420	2.20	2.19	2.22	2.25	2.23	2.22
U51 Neck Bones	421	0.92	0.99	0.94	0.92	0.86	0.93
Cheek Meat, trimmed	N/A	2.25	2.26	2.26	2.22	2.22	2.24
Al Backribs 2.0#/up 1 pc Vac, FZN	422	5.55	5.49	5.58	-	5.71	5.59

CARCASS PRICE

Unit; US $/kg, FOB Pla

	September Average	10/5	10/12	10/19	10/26	October Average
Beef Carcass	625.25	626.56	636.53	646.82	653.18	640.77
Pork Carcass	208.78	209.57	209.18	209.97	215.95	211.17

Beef Carcass

$/100Kg

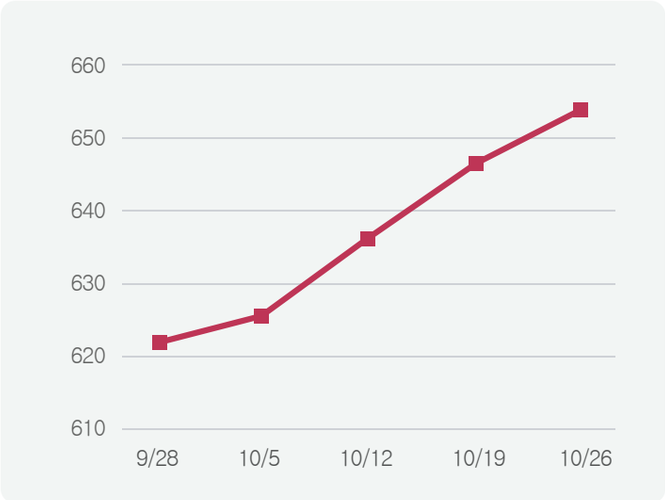

Pork Carcass

$/100Kg

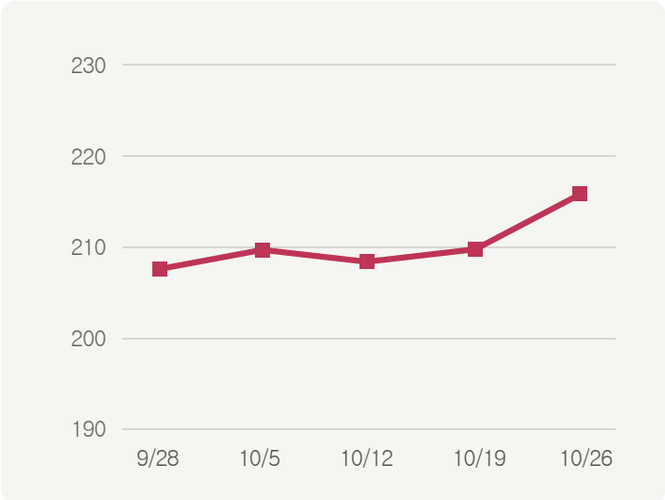

Souce: USDA/FAS

Unauthorized extraction and publication of all articles on MEF NEWSLINE is prohibited.
Please be sure to obtain permission in advance if necessary.

U.S. Meat Export Federation

U.S. Meat Export Federation, Beijing Representative Office
Suite 303, 3rd Floor, Guangming Hotel Office Bldg., No.42 Liangmaqiao Road, Chaoyang District, Beijing 100125, China
Tel: +86 10 8441 8455